



EASTER MONDAY RACE DAY

Castle Combe Circuit

1st April 2002



Results Provided by MST Sports Timing Ltd
www.mstworld.com

Cambridge Motorsport TR Register Championship

QUALIFYING RACE 1

POS	NO	CL	DRIVER	NAT	CAR	TIME	LAPS	GAP	MPH
1	3	G	Jon WOLFE		Triumph TR7	1:25.295	10		78.08
2	9	F	Simon KNOWLES		Triumph TR6	1:28.110	10	2.815	75.58
3	31	D	Mike HAZELWOOD		Triumph TR4	1:28.458	10	3.163	75.29
4	10	D	Dave BAILEY		Triumph TR4	1:28.701	9	3.406	75.08
5	56	C	Clive GIMSON		Triumph GT6 MK2	1:29.967	9	4.672	74.02
6	42	G	Hugh MAUND		Triumph TR7	1:30.341	10	5.046	73.72
7	72	H	Patrick SQUIRE		Triumph GT6 MK3	1:30.585	9	5.290	73.52
8	26	D	Jonathan ELLISON		Triumph TR4	1:30.670	6	5.375	73.45
9	77	C	John THOMASON		Triumph Spitfire	1:30.968	9	5.673	73.21
10	50	C	Andy VOWELL		Triumph Spitfire MK3	1:31.669	10	6.374	72.65
11	85	E	Malcolm CHAPMAN		Triumph TR7	1:33.283	9	7.988	71.39
12	62	F	Phillip LAMBE		Triumph TR4	1:34.976	8	9.681	70.12
13	78	B	David MC DONALD		Triumph TR6	1:35.624	9	10.329	69.64
14	22	B	Edwin DRIVER		Triumph TR2	1:37.689	9	12.394	68.17
15	54	C	Ralph JANE		Triumph Spitfire MK4	1:47.931	9	22.636	61.70
16	76	A	Kevan HADFIELD		Triumph Spitfire	1:55.704	8	30.409	57.56

Weather / Track - Cloudy / Dry

MST sports timing

Castle Combe
Circuit Length = 1.8500 miles.
Start: 08:35 End: 08:50

Clerk of Course:	Stewards:	Timekeeper:
------------------	-----------	-------------

Cambridge Motorsport TR Register Championship

GRID RACE 1

ROW 7	1:55.704 76 HADFIELD		
ROW 6		1:37.689 22 DRIVER	1:47.931 54 JANE
ROW 5	1:33.283 85 CHAPMAN	1:34.976 62 LAMBE	1:35.624 78 MC DONALD
ROW 4		1:30.968 77 THOMASON	1:31.669 50 VOWELL
ROW 3	1:30.341 42 MAUND	1:30.585 72 SQUIRE	1:30.670 26 ELLISON
ROW 2		1:28.701 10 BAILEY	1:29.967 56 GIMSON
ROW 1	1:25.295 3 WOLFE	1:28.110 9 KNOWLES	1:28.458 31 HAZELWOOD
	POLE		

Weather / Track - Cloudy / Dry

MST sports timing

Castle Combe
Circuit Length = 1.8500 miles.
Start: 08:35 End: 08:50

Clerk of Course:	Stewards:	Timekeeper:
------------------	-----------	-------------

Cambridge Motorsport TR Register Championship

PROVISIONAL CLASSIFICATION - RACE 1

POS	NO	CL	DRIVER	NAT	CAR	TIME	LAPS	GAP	MPH	BEST
1	3	G	Jon WOLFE		Triumph TR7	14:02.255	10		79.07	1:22.319
2	9	F	Simon KNOWLES		Triumph TR6	14:02.810	10	0.555	79.02	1:21.745
3	31	D	Mike HAZELWOOD		Triumph TR4	14:19.564	10	17.309	77.48	1:24.254
4	42	G	Hugh MAUND		Triumph TR7	14:24.727	10	22.472	77.01	1:24.455
5	10	D	Dave BAILEY		Triumph TR4	14:27.667	10	25.412	76.75	1:24.665
6	85	E	Malcolm CHAPMAN		Triumph TR7	14:40.975	10	38.720	75.59	1:25.795
7	50	C	Andy VOWELL		Triumph Spitfire MK3	14:43.968	10	41.713	75.34	1:26.153
8	78	B	David MC DONALD		Triumph TR6	14:58.860	10	56.605	74.09	1:26.499
9	77	C	John THOMASON		Triumph Spitfire	14:59.127	10	56.872	74.07	1:25.911
10	56	C	Clive GIMSON		Triumph GT6 MK2	14:59.504	10	57.249	74.04	1:27.009
11	72	H	Patrick SQUIRE		Triumph GT6 MK3	15:01.683	10	59.428	73.86	1:27.868
12	22	B	Edwin DRIVER		Triumph TR2	15:02.994	9	1 LAP	66.37	1:37.375
13	76	A	Kevan HADFIELD		Triumph Spitfire	14:13.966	7	3 LAPS	54.59	1:55.667

NOT CLASSIFIED

62	F	Phillip LAMBE		Triumph TR4	9:09.163	6	D.N.F.	72.76	1:28.522
26	D	Jonathan ELLISON		Triumph TR4	2:56.511	2	D.N.F.	75.46	1:23.733
54	C	Ralph JANE		Triumph Spitfire MK4	2:27.367	1	D.N.F.	45.19	

FASTEST LAP

9	F	Simon KNOWLES		Triumph TR6	1:21.745	10	81.47mph	131.11kph
3	G	Jon WOLFE		Triumph TR7	1:22.319	9	80.90mph	130.20kph
26	D	Jonathan ELLISON		Triumph TR4	1:23.733	2	79.53mph	128.00kph
85	E	Malcolm CHAPMAN		Triumph TR7	1:25.795	10	77.62mph	124.92kph
77	C	John THOMASON		Triumph Spitfire	1:25.911	7	77.52mph	124.75kph
78	B	David MC DONALD		Triumph TR6	1:26.499	8	76.99mph	123.91kph
72	H	Patrick SQUIRE		Triumph GT6 MK3	1:27.868	9	75.79mph	121.98kph
76	A	Kevan HADFIELD		Triumph Spitfire	1:55.667	4	57.57mph	92.66kph

Weather / Track - Cloudy / Dry

MST sports timing

Castle Combe
Circuit Length = 1.8500 miles.
Start: 12:58 End: 13:12

Clerk of Course:	Stewards:	Timekeeper:
------------------	-----------	-------------

Pagid Performance Braking Castle Combe Saloon Car Championship QUALIFYING RACE 2

POS	NO	CL	NAME	NAT	ENTRY	TIME	LAPS	GAP	MPH
1	91	A	Gary PREBBLE		Rover 220 Coupe	1:18.655	13		84.67
2	88	A	David URQUHART		Peugeot 205 GTi	1:19.203	13	0.548	84.08
3	44	B	Tim HANLON		Peugeot 205 GTi	1:19.306	11	0.651	83.97
4	75	A	Nick WILLIAMSON		Peugeot 205 GTi	1:19.312	11	0.657	83.97
5	66	A	Ilsa COX		Peugeot 205GTi	1:19.516	12	0.861	83.75
6	65	A	Brian COX		Peugeot 306 GSi	1:20.243	8	1.588	82.99
7	82	A	Ben URQUHART		Peugeot 205 GTi	1:20.431	12	1.776	82.80
8	98	A	Mark WYATT		Vauxhall Astra	1:21.360	9	2.705	81.85
9	84	A	John EDISON MOON		Vauxhall Calibra	1:21.423	12	2.768	81.79
10	61	A	Nick CLEAL		Vauxhall Astra GTE	1:21.503	12	2.848	81.71
11	78	A	Nick MIZEN		Rover 220 Turbo Coupe	1:21.886	12	3.231	81.33
12	34	B	Lloyd ALLARD		Volkswagen Scirocco	1:21.892	12	3.237	81.32
13	93	A	Lindsay WARD		Lancia Thema	1:22.041	11	3.386	81.17
14	19	C	Julian HOWELL		Rover Mini	1:22.096	12	3.441	81.12
15	1	C	Charles ATHERTON		Vauxhall Corsa	1:22.439	7	3.784	80.78
16	70	A	Adrian BELL		Vauxhall Astra GTE	1:23.134	9	4.479	80.11
17	83	A	David LLEWELLYN		Peugeot 205 GTi	1:23.193	11	4.538	80.05
18	30	B	Tony DOLLEY		Vauxhall Corsa	1:23.865	11	5.210	79.41
19	15	C	Arthur MARKS		Suzuki Swift GTi	1:23.878	11	5.223	79.40
20	41	B	David MEARS		Peugeot 205 GTi	1:24.300	12	5.645	79.00
21	5	C	Tony MACWHIRTER		Vauxhall Corsa SRi	1:24.989	5	6.334	78.36
22	99	A	Ian CRAIG		BMW M3	1:25.025	12	6.370	78.33
23	47	B	Simon SPEARING		Peugeot 205 GTi	1:26.375	12	7.720	77.10
24	36	B	Nigel MARSH		Ford Fiesta	1:26.522	6	7.867	76.97
25	62	A	Julian ELLISON		Volvo 480	1:27.179	9	8.524	76.39
26	72	A	Adam BEACHGOOD		Vauxhall Astra GSi	1:27.791	10	9.136	75.86
27	58	B	Christopher WHITCOMB		Peugeot 205 GTi	1:28.066	9	9.411	75.62
28	25	B	Paul HYDE		Renault 5	1:28.253	11	9.598	75.46
29	60	B	Paul GARDNER		Citroen Saxo VTS	1:28.361	11	9.706	75.37
30	94	A	Stephen CORNER		Peugeot 309 GTi	1:28.839	10	10.184	74.96
31	81	A	Tony HUTCHINGS		Vauxhall Astra GSi	1:29.466	3	10.811	74.44
32	53	B	Peter QUINN		Renault 5 GT	1:30.328	6	11.673	73.73
33	37	B	Brian ALLEN		Ford Fiesta XR2i	1:30.651	11	11.996	73.46
34	28	B	Simon GONSALVES		Volkswagen Golf GTi	1:34.149	4	15.494	70.73
35	6	C	Barry LAKE		Rover Metro	1:39.135	8	20.480	67.18
36	2	C	Richard BROADHEAD		Rover Mini	1:41.391	5	22.736	65.68
37	4	C	Jon BENTON		Rover Mini Cooper	1:42.304	10	23.649	65.10
38	10	C	Matt SKIDMORE		Mini Rover	1:44.201	10	25.546	63.91

Weather : Bright / Dry

MST sports timing

Castle Combe
Circuit Length = 1.8500 miles.
Start: 08:51 End: 09:06

Clerk of Course:	Stewards:	Timekeeper:
------------------	-----------	-------------

Pagid Performance Braking Castle Combe Saloon Car Championship

GRID RACE 2

ROW 15	1:41.391 2 BROADHEAD	1:42.304 4 BENTON	1:44.201 10 SKIDMORE
ROW 14	1:34.149 28 GONSALVES	1:39.135 6 LAKE	
ROW 13	1:29.466 81 HUTCHINGS	1:30.328 53 QUINN	1:30.651 37 ALLEN
ROW 12	1:28.361 60 GARDNER	1:28.839 94 CORNER	
ROW 11	1:27.791 72 BEACHGOOD	1:28.066 58 WHITCOMB	1:28.253 25 HYDE
ROW 10	1:26.522 36 MARSH	1:27.179 62 ELLISON	
ROW 9	1:24.989 5 MACWHIRTER	1:25.025 99 CRAIG	1:26.375 47 SPEARING
ROW 8	1:23.878 15 MARKS	1:24.300 41 MEARS	
ROW 7	1:23.134 70 BELL	1:23.193 83 LLEWELLYN	1:23.865 30 DOLLEY
ROW 6	1:22.096 19 HOWELL	1:22.439 1 ATHERTON	
ROW 5	1:21.886 78 MIZEN	1:21.892 34 ALLARD	1:22.041 93 WARD
ROW 4	1:21.423 84 EDISON MOON	1:21.503 61 CLEAL	
ROW 3	1:20.243 65 COX	1:20.431 82 URQUHART	1:21.360 98 WYATT
ROW 2	1:19.312 75 WILLIAMSON	1:19.516 66 COX	
ROW 1	1:18.655 91 PREBBLE	1:19.203 88 URQUHART	1:19.306 44 HANLON
POLE			

Weather : Bright / Dry

MST sports timing

Castle Combe
Circuit Length = 1.8500 miles.
Start: 08:51 End: 09:06

Clerk of Course:	Stewards:	Timekeeper:
------------------	-----------	-------------

Pagid Performance Braking Castle Combe Saloon Car Championship

PROVISIONAL RESULT - Race 2

POS	NO	CL	NAME	NAT	ENTRY	TIME	LAPS	GAP	MPH	BEST
1	91	A	Gary PREBBLE		Rover 220 Coupe	13:20.998	10		83.14	1:18.865
2	98	A	Mark WYATT		Vauxhall Astra	13:27.276	10	6.278	82.50	1:18.379
3	88	A	David URQUHART		Peugeot 205 GTi	13:27.643	10	6.645	82.46	1:19.047
4	44	B	Tim HANLON		Peugeot 205 GTi	13:28.457	10	7.459	82.37	1:18.675
5	75	A	Nick WILLIAMSON		Peugeot 205 GTi	13:30.868	10	9.870	82.13	1:18.835
6	66	A	Ilsa COX		Peugeot 205GTi	13:33.300	10	12.302	81.88	1:19.180
7	82	A	Ben URQUHART		Peugeot 205 GTi	13:41.975	10	20.977	81.02	1:20.043
8	30	B	Tony DOLLEY		Vauxhall Corsa	13:44.142	10	23.144	80.81	1:20.361
9	93	A	Lindsay WARD		Lancia Thema	13:53.199	10	32.201	79.93	1:20.509
10	34	B	Lloyd ALLARD		Volkswagen Scirocco	13:53.744	10	32.746	79.88	1:20.585
11	78	A	Nick MIZEN		Rover 220 Turbo Coupe	14:06.015	10	45.017	78.72	1:22.253
12	15	C	Arthur MARKS		Suzuki Swift GTi	14:08.202	10	47.204	78.51	1:23.013
13	41	B	David MEARS		Peugeot 205 GTi	14:08.623	10	47.625	78.48	1:23.122
14	5	C	Tony MACWHIRTER		Vauxhall Corsa SRi	14:13.216	10	52.218	78.05	1:22.823
15	70	A	Adrian BELL		Vauxhall Astra GTE	14:14.012	10	53.014	77.98	1:22.545
16	81	A	Tony HUTCHINGS		Vauxhall Astra GSi	14:16.051	10	55.053	77.79	1:22.462
17	83	A	David LLEWELLYN		Peugeot 205 GTi	14:16.362	10	55.364	77.77	1:22.594
18	99	A	Ian CRAIG		BMW M3	14:23.169	10	1:02.171	77.15	1:24.378
19	62	A	Julian ELLISON		Volvo 480	14:39.002	10	1:18.004	75.76	1:24.676
20	25	B	Paul HYDE		Renault 5	14:46.238	10	1:25.240	75.14	1:25.633
21	58	B	Christopher WHITCOMB		Peugeot 205 GTi	13:25.838	9	1 LAP	74.38	1:27.175
22	72	A	Adam BEACHGOOD		Vauxhall Astra GSi	13:35.856	9	1 LAP	73.46	1:26.683
23	37	B	Brian ALLEN		Ford Fiesta XR2i	13:45.271	9	1 LAP	72.63	1:28.680
24	53	B	Peter QUINN		Renault 5 GT	14:03.991	9	1 LAP	71.02	1:28.623
25	2	C	Richard BROADHEAD		Rover Mini	13:24.537	8	2 LAPS	66.22	1:31.439
26	6	C	Barry LAKE		Rover Metro	13:42.646	8	2 LAPS	64.76	1:39.129
27	4	C	Jon BENTON		Rover Mini Cooper	13:45.422	8	2 LAPS	64.54	1:40.421
28	10	C	Matt SKIDMORE		Mini Rover	14:07.728	8	2 LAPS	62.85	1:41.330

NOT CLASSIFIED

1	C	Charles ATHERTON	Vauxhall Corsa	11:35.632	8	D.N.F.	76.59	1:22.045
19	C	Julian HOWELL	Rover Mini	8:34.594	6	D.N.F.	77.65	1:23.145
61	A	Nick CLEAL	Vauxhall Astra GTE	6:55.609	5	D.N.F.	80.12	1:21.030
36	B	Nigel MARSH	Ford Fiesta	5:06.708	3	D.N.F.	65.14	1:25.118
84	A	John EDISON MOON	Vauxhall Calibra	2:52.934	2	D.N.F.	77.02	1:22.938
65	A	Brian COX	Peugeot 306 GSi	2:53.466	2	D.N.F.	76.78	1:21.405
47	B	Simon SPEARING	Peugeot 205 GTi	1:38.427	1	D.N.F.	67.66	1:38.427
94	A	Stephen CORNER	Peugeot 309 GTi	1:44.362	1	D.N.F.	63.81	1:44.362
60	B	Paul GARDNER	Citroen Saxo VTS	1:47.455	1	D.N.F.	61.97	1:47.455

FASTEST LAP

98	A	Mark WYATT	Vauxhall Astra	1:18.379	2	84.97mph	136.74kph
44	B	Tim HANLON	Peugeot 205 GTi	1:18.675	2	84.65mph	136.23kph
1	C	Charles ATHERTON	Vauxhall Corsa	1:22.045	5	81.17mph	130.63kph

Weather : Bright / Dry

MST sports timing

Castle Combe
Circuit Length = 1.8500 miles.
Start: 13:27 End: 13:40

Clerk of Course:	Stewards:	Timekeeper:
------------------	-----------	-------------

Motorsport News Caterham Roadsport Challenge Class A QUALIFYING RACE 3

POS	NO	CL	DRIVER	NAT	CAR	TIME	LAPS	GAP	MPH
1	3	A	Nelson ROWE		Caterham Roadsport	1:16.124	12		87.48
2	24	A	JM LITTMAN		Caterham Roadsport	1:16.741	11	0.617	86.78
3	27	A	Dominic PAUL		Caterham Roadsport	1:16.876	11	0.752	86.63
4	14	A	Oliver BULL		Caterham Roadsport	1:16.884	12	0.760	86.62
5	18	A	Ricky GATLAND		Caterham Roadsport	1:17.177	10	1.053	86.29
6	12	A	Jon WOLFE		Caterham Roadsport	1:17.248	11	1.124	86.21
7	9	A	Andy SAYLE		Caterham Roadsport	1:17.408	11	1.284	86.03
8	74	A	Neil ROBINSON		Caterham Roadsport	1:17.418	11	1.294	86.02
9	2	A	Steve RUSTON		Caterham Roadsport	1:17.752	11	1.628	85.65
10	7	A	Darren ASHLEY		Caterham Roadsport	1:17.782	12	1.658	85.62
11	8	A	Sarah READER		Caterham Roadsport	1:17.788	12	1.664	85.61
12	20	A	David DYSON		Caterham Roadsport	1:18.081	11	1.957	85.29
13	19	A	Andy CROSSLEY		Caterham Roadsport	1:18.704	11	2.580	84.62
14	54	A	Daniel MITCHELL		Caterham Roadsport	1:19.135	11	3.011	84.16
15	4	A	Gordon MATTHEW		Caterham Roadsport	1:19.167	11	3.043	84.12
16	50	A	Jamie CONSTABLE		Caterham Roadsport	1:19.489	10	3.365	83.78
17	42	A	Jon LOVELL		Caterham Roadsport	1:19.920	11	3.796	83.33
18	10	A	Steve COLLISON		Caterham Roadsport	1:19.929	11	3.805	83.32
19	5	A	Kevin SAYER		Caterham Roadsport	1:20.741	11	4.617	82.48
20	25	A	Richard HOLMES		Caterham Roadsport	1:21.173	11	5.049	82.04
21	6	A	Martin WILSON		Caterham Roadsport	1:21.524	11	5.400	81.69

Weather / Track: Bright / Dry

MST sports timing


Castle Combe
Circuit Length = 1.8500 miles.
Start: 09:22 End: 09:37

Clerk of Course:	Stewards:	Timekeeper:
------------------	-----------	-------------

Motorsport News Caterham Roadsport Challenge Class A

GRID RACE 3 AMENDED

ROW 11	1:21.524 6 WILSON	88 BLYTH
ROW 10	1:20.741 5 SAYER	25 HOLMES
ROW 9	1:19.920 42 LOVELL	10 COLLISON
ROW 8	1:19.167 4 MATTHEW	50 CONSTABLE
ROW 7	1:18.704 19 CROSSLEY	54 MITCHELL
ROW 6	1:17.788 8 READER	20 DYSON
ROW 5	1:17.752 2 RUSTON	7 ASHLEY
ROW 4	1:17.408 9 SAYLE	74 ROBINSON
ROW 3	1:17.177 18 GATLAND	12 WOLFE
ROW 2	1:16.876 27 PAUL	14 BULL
ROW 1	1:16.124 3 ROWE	24 JM LITTMAN
POLE		



Weather / Track: Bright / Dry

MST sports timing

Castle Combe
Circuit Length = 1.8500 miles.
Start: 09:22 End: 09:37

Clerk of Course:	Stewards:	Timekeeper:
------------------	-----------	-------------

Motorsport News Caterham Roadsport Challenge Class A

PROVISIONAL RESULT - Race 3

POS	NO	CL	DRIVER	NAT	CAR	TIME	LAPS	GAP	MPH	BEST
1	3	A	Nelson ROWE		Caterham Roadsport	31:14.021	24		85.29	1:16.708
2	7	A	Darren ASHLEY		Caterham Roadsport	31:19.094	24	5.073	85.06	1:16.736
3	24	A	JM LITTMAN		Caterham Roadsport	31:19.856	24	5.835	85.02	1:17.207
4	14	A	Oliver BULL		Caterham Roadsport	31:20.486	24	6.465	84.99	1:16.945
5	12	A	Jon WOLFE		Caterham Roadsport	31:24.898	24	10.877	84.80	1:17.024
6	74	A	Neil ROBINSON		Caterham Roadsport	31:27.228	24	13.207	84.69	1:17.437
7	18	A	Ricky GATLAND		Caterham Roadsport	31:27.647	24	13.626	84.67	1:16.885
8	2	A	Steve RUSTON		Caterham Roadsport	31:34.227	24	20.206	84.38	1:17.277
9	9	A	Andy SAYLE		Caterham Roadsport	31:38.206	24	24.185	84.20	1:17.915
10	20	A	David DYSON		Caterham Roadsport	31:38.485	24	24.464	84.19	1:17.826
11	27	A	Dominic PAUL		Caterham Roadsport	31:45.099	24	31.078	83.90	1:17.093
12	42	A	Jon LOVELL		Caterham Roadsport	32:15.618	24	1:01.597	82.57	1:19.301
13	8	A	Sarah READER		Caterham Roadsport	32:15.911	24	1:01.890	82.56	1:18.971
14	19	A	Andy CROSSLEY		Caterham Roadsport	32:16.500	24	1:02.479	82.54	1:19.080
15	4	A	Gordon MATTHEW		Caterham Roadsport	32:17.360	24	1:03.339	82.50	1:19.043
16	54	A	Daniel MITCHELL		Caterham Roadsport	32:25.506	24	1:11.485	82.15	1:18.630
17	50	A	Jamie CONSTABLE		Caterham Roadsport	32:25.855	24	1:11.834	82.14	1:18.428
18	88	A	Andy BLYTH		Caterham Roadsport	32:27.368	24	1:13.347	82.08	1:19.116
19	10	A	Steve COLLISON		Caterham Roadsport	32:27.666	24	1:13.645	82.06	1:19.045
20	25	A	Richard HOLMES		Caterham Roadsport	31:27.074	23	1 LAP	81.17	1:20.291
21	6	A	Martin WILSON		Caterham Roadsport	31:32.604	23	1 LAP	80.93	1:20.200
22	5	A	Kevin SAYER		Caterham Roadsport	31:40.421	23	1 LAP	80.60	1:20.959

FASTEST LAP

3	A	Nelson ROWE	Caterham Roadsport	1:16.708	13	86.82mph	139.72kph
---	---	-------------	--------------------	----------	----	----------	-----------

Weather / Track: Cloudy / Dry

MST sports timing

Castle Combe
Circuit Length = 1.8500 miles.
Start: 13:59 End: 14:30

Clerk of Course:	Stewards:	Timekeeper:
------------------	-----------	-------------

TVR Tuscan Challenge

QUALIFYING RACE 4

POS	NO	CL	NAME	NAT	ENTRY	TIME	LAPS	GAP	MPH
1	1		Stephen GUGLIELMI		TVR Tuscan	1:08.265	10		97.56
2	23		Andy BRITNELL		TVR Tuscan	1:08.626	16	0.361	97.04
3	17		Richard HAY		TVR Tuscan	1:08.771	16	0.506	96.84
4	15		Giles COOPER		TVR Tuscan	1:08.888	21	0.623	96.67
5	7		Darren DOWLING		TVR Tuscan	1:09.079	18	0.814	96.41
6	27		Jay SHEPHERD		TVR Tuscan	1:09.185	21	0.920	96.26
7	38		Lee CAROLINE		TVR Tuscan	1:09.285	15	1.020	96.12
8	10		Tim HOOD		TVR Tuscan	1:09.690	18	1.425	95.56
9	2		David MASON		TVR Tuscan	1:09.737	14	1.472	95.50
10	37		Robert URQUHART		TVR Tuscan	1:09.987	15	1.722	95.16
11	88		Ben SAMUELSON		TVR Tuscan	1:10.075	25	1.810	95.04
12	50		David PORTER		TVR Tuscan	1:10.194	17	1.929	94.88
13	9		Gareth EVANS		TVR Tuscan	1:10.263	15	1.998	94.78
14	29		Rod BARRETT		TVR Tuscan	1:10.327	20	2.062	94.70
15	22		Gary BRITNELL		TVR Tuscan	1:10.648	13	2.383	94.27
16	8		Peter WHEELER		TVR Tuscan	1:10.681	16	2.416	94.22
17	55		Arnaud MARTIN		TVR Tuscan	1:12.371	16	4.106	92.02
18	28		Jan PERSSON		TVR Tuscan	1:12.448	20	4.183	91.92
19	33		Graeme MUNDY		TVR Tuscan	1:13.093	15	4.828	91.11
20	24		Derek TYNDALL		TVR Tuscan	1:15.638	16	7.373	88.05

Weather / Track: Bright / Dry

MST sports timing

Castle Combe
Circuit Length = 1.8500 miles.
Start: 09:42 End: 10:12

Clerk of Course:	Stewards:	Timekeeper:
------------------	-----------	-------------

TVR Tuscan Challenge

GRID RACE 4

ROW 11	5	PHELAN		
ROW 10		33	1:13.093 MUNDY	
		24	1:15.638 TYNDALL	
ROW 9	55	1:12.371 MARTIN	28	1:12.448 PERSSON
ROW 8		22	1:10.648 BRITNELL	
		8	1:10.681 WHEELER	
ROW 7	9	1:10.263 EVANS	29	1:10.327 BARRETT
ROW 6		88	1:10.075 SAMUELSON	
		50	1:10.194 PORTER	
ROW 5	2	1:09.737 MASON	37	1:09.987 URQUHART
ROW 4		38	1:09.285 CAROLINE	
		10	1:09.690 HOOD	
ROW 3	7	1:09.079 DOWLING	27	1:09.185 SHEPHERD
ROW 2		17	1:08.771 HAY	
		15	1:08.888 COOPER	
ROW 1	1	1:08.265 GUGLIELMI	23	1:08.626 BRITNELL
POLE				

Weather / Track: Bright / Dry

MST sports timing

Castle Combe
Circuit Length = 1.8500 miles.
Start: 09:42 End: 10:12

Clerk of Course:	Stewards:	Timekeeper:
------------------	-----------	-------------

TVR Tuscan Challenge

PROVISIONAL RESULT - Race 4

POS	NO	CL	NAME	NAT	ENTRY	TIME	LAPS	GAP	MPH	BEST
1	1		Stephen GUGLIELMI		TVR Tuscan	13:57.303	12		95.44	1:08.511
2	7		Darren DOWLING		TVR Tuscan	14:00.271	12	2.968	95.11	1:08.896
3	27		Jay SHEPHERD		TVR Tuscan	14:01.279	12	3.976	94.99	1:08.575
4	17		Richard HAY		TVR Tuscan	14:02.720	12	5.417	94.83	1:08.753
5	38		Lee CAROLINE		TVR Tuscan	14:14.550	12	17.247	93.52	1:09.688
6	23		Andy BRITNELL		TVR Tuscan	14:16.129	12	18.826	93.35	1:09.136
7	2		David MASON		TVR Tuscan	14:17.303	12	20.000	93.22	1:09.147
8	37		Robert URQUHART		TVR Tuscan	14:21.561	12	24.258	92.76	1:10.336
9	88		Ben SAMUELSON		TVR Tuscan	14:26.566	12	29.263	92.22	1:10.513
10	15		Giles COOPER		TVR Tuscan	14:27.056	12	29.753	92.17	1:09.448
11	29		Rod BARRETT		TVR Tuscan	14:33.983	12	36.680	91.44	1:10.969
12	8		Peter WHEELER		TVR Tuscan	14:37.060	12	39.757	91.12	1:10.927
13	50		David PORTER		TVR Tuscan	14:41.240	12	43.937	90.69	1:10.444
14	9		Gareth EVANS		TVR Tuscan	14:41.719	12	44.416	90.64	1:10.755
15	28		Jan PERSSON		TVR Tuscan	14:59.736	12	1:02.433	88.82	1:13.347
16	5		Wayne PHELAN		TVR Tuscan	15:00.209	12	1:02.906	88.77	1:11.829
17	55		Arnaud MARTIN		TVR Tuscan	13:58.991	11	1 LAP	87.31	1:14.051
18	24		Derek TYNDALL		TVR Tuscan	14:21.428	11	1 LAP	85.04	1:13.749
19	33		Graeme MUNDY		TVR Tuscan	14:27.074	11	1 LAP	84.49	1:13.686

NOT CLASSIFIED

10			Tim HOOD		TVR Tuscan	14:46.537	7	N.C.F.	52.58	1:09.634
22			Gary BRITNELL		TVR Tuscan	2:37.518	2	D.N.F.	84.56	1:12.874

FASTEST LAP

1			Stephen GUGLIELMI		TVR Tuscan	1:08.511	6	97.21mph	156.44kph	
---	--	--	--------------------------	--	------------	----------	---	----------	-----------	--

Weather / Track: Cloudy / Dry


MST sports timing

Castle Combe
Circuit Length = 1.8500 miles.
Start: 14:46 End: 15:00

Clerk of Course:	Stewards:	Timekeeper:
------------------	-----------	-------------

TVR Tuscan Challenge

GRID RACE 8

ROW 11	22	BRITNELL	
ROW 10	33	MUNDY	10 HOOD
ROW 9	55	MARTIN	24 TYNDALL
ROW 8	28	PERSSON	5 PHELAN
ROW 7	50	PORTER	9 EVANS
ROW 6	29	BARRETT	8 WHEELER
ROW 5	88	SAMUELSON	15 COOPER
ROW 4	2	MASON	37 URQUHART
ROW 3	38	CAROLINE	23 BRITNELL
ROW 2	27	SHEPHERD	17 HAY
ROW 1	1	GUGLIELMI	7 DOWLING
POLE 1:08.511			
			

Weather / Track: Cloudy / Dry

MST sports timing

Castle Combe
Circuit Length = 1.8500 miles.
Start: 14:46 End: 15:00

Clerk of Course:	Stewards:	Timekeeper:
------------------	-----------	-------------

Pirelli Maranello Ferrari Challenge

QUALIFYING RACE 5

POS	NO	CL	NAME	NAT	ENTRY	TIME	LAPS	GAP	MPH
1	55	S	Oliver MORLEY		Ferrari 360	1:12.210	14		92.23
2	34	S	Gary CULVER		Ferrari 360	1:13.426	16	1.216	90.70
3	23	C	Graham REEDER		Ferrari 355	1:14.353	15	2.143	89.57
4	28	C	Richard STEVENS		Ferrari 355	1:15.146	15	2.936	88.62
5	48	C	Graham SCOTT		Ferrari 355	1:15.210	15	3.000	88.55
6	69	C	Alex MORTIMER		Ferrari 355	1:15.222	16	3.012	88.53
7	6	C	Vince WOODMAN		Ferrari 355	1:15.646	14	3.436	88.04
8	44	C	John AVERY		Ferrari 355	1:15.690	6	3.480	87.99
9	8	C	Shaun POWELL		Ferrari 355	1:16.128	15	3.918	87.48
10	1	S	Ian HETHERINGTON		Ferrari 550	1:17.200	14	4.990	86.26
11	7	C	Chris CATT		Ferrari 355	1:17.462	15	5.252	85.97
12	43	C	Witt GAMSKI		Ferrari 355	1:19.102	15	6.892	84.19
13	5	C	Les CHARNECA		Ferrari 355	1:19.365	9	7.155	83.91
14	31	C	Mike REEDER		Ferrari 355	1:19.864	14	7.654	83.39
15	27	C	Duncan MCKAY		Ferrari 355	1:21.507	14	9.297	81.71
16	29	C	Steve YOUNG		Ferrari 355	1:22.520	13	10.310	80.70
17	14	S	Mario FERRARI		Ferrari 348	1:23.887	13	11.677	79.39
18	22	C	Robert CARRINGTON		Ferrari 355	1:23.996	14	11.786	79.28
19	19	O	John TAYLOR		Ferrari 360	1:25.705	13	13.495	77.70
20	11	S	John SWIFT		Ferrari 308	1:26.614	3	14.404	76.89
21	45	O	Richard ALLEN		Ferrari 328	1:27.922	10	15.712	75.74
22	57	O	Cameron BONI		Ferrari 348	1:31.381	13	19.171	72.88

Weather/Track : Bright / Dry


MST sports timing

Castle Combe
Circuit Length = 1.8500 miles.
Start: 10:22 End: 10:55

Clerk of Course:	Stewards:	Timekeeper:
------------------	-----------	-------------

Pirelli Maranello Ferrari Challenge

GRID RACE 5

ROW 11	1:27.922 45 ALLEN	1:31.381 57 BONI
ROW 10	1:25.705 19 TAYLOR	1:26.614 11 SWIFT
ROW 9	1:23.887 14 FERRARI	1:23.996 22 CARRINGTON
ROW 8	1:21.507 27 MCKAY	1:22.520 29 YOUNG
ROW 7	1:19.365 5 CHARNECA	1:19.864 31 REEDER
ROW 6	1:17.462 7 CATT	1:19.102 43 GAMSKI
ROW 5	1:16.128 8 POWELL	1:17.200 1 HETHERINGTON
ROW 4	1:15.646 6 WOODMAN	1:15.690 44 AVERY
ROW 3	1:15.210 48 SCOTT	1:15.222 69 MORTIMER
ROW 2	1:14.353 23 REEDER	1:15.146 28 STEVENS
ROW 1	1:12.210 55 MORLEY	1:13.426 34 CULVER
POLE		
		

Weather/Track : Bright / Dry

MST sports timing

Castle Combe
Circuit Length = 1.8500 miles.
Start: 10:22 End: 10:55

Clerk of Course:	Stewards:	Timekeeper:
------------------	-----------	-------------

Pirelli Maranello Ferrari Challenge

PROVISIONAL RESULT - Race 5

POS	NO	CL	NAME	NAT	ENTRY	TIME	LAPS	GAP	MPH	BEST
1	34	S	Gary CULVER		Ferrari 360	14:44.642	12		90.34	1:12.407
2	55	S	Oliver MORLEY		Ferrari 360	14:45.207	12	0.565	90.28	1:12.306
3	28	C	Richard STEVENS		Ferrari 355	15:14.357	12	29.715	87.40	1:13.979
4	48	C	Graham SCOTT		Ferrari 355	15:18.570	12	33.928	87.00	1:14.921
5	6	C	Vince WOODMAN		Ferrari 355	15:24.216	12	39.574	86.47	1:15.159
6	8	C	Shaun POWELL		Ferrari 355	15:25.523	12	40.881	86.35	1:15.351
7	1	S	Ian HETHERINGTON		Ferrari 550	15:33.943	12	49.301	85.57	1:15.985
8	23	C	Graham REEDER		Ferrari 355	15:37.097	12	52.455	85.28	1:13.605
9	69	C	Alex MORTIMER		Ferrari 355	15:48.122	12	1:03.480	84.29	1:15.631
10	7	C	Chris CATT		Ferrari 355	15:51.068	12	1:06.426	84.03	1:16.072
11	5	C	Les CHARNECA		Ferrari 355	15:54.251	12	1:09.609	83.75	1:17.305
12	31	C	Mike REEDER		Ferrari 355	15:55.993	12	1:11.351	83.59	1:17.264
13	43	C	Witt GAMSKI		Ferrari 355	16:07.471	12	1:22.829	82.60	1:17.692
14	14	S	Mario FERRARI		Ferrari 348	15:04.288	11	1 LAP	81.01	1:19.377
15	27	C	Duncan MCKAY		Ferrari 355	15:06.395	11	1 LAP	80.82	1:19.974
16	29	C	Steve YOUNG		Ferrari 355	15:20.820	11	1 LAP	79.56	1:21.636
17	19	O	John TAYLOR		Ferrari 360	15:41.336	11	1 LAP	77.82	1:22.996
18	22	C	Robert CARRINGTON		Ferrari 355	15:41.627	11	1 LAP	77.80	1:22.730
19	45	O	Richard ALLEN		Ferrari 328	15:29.879	10	2 LAPS	71.62	1:27.835
20	57	O	Cameron BONI		Ferrari 348	15:43.570	10	2 LAPS	70.58	1:30.678

NOT CLASSIFIED

44	C	John AVERY		Ferrari 355	3:59.309	3	D.N.F.	83.49	1:15.922
----	---	------------	--	-------------	----------	---	--------	-------	----------

FASTEST LAP

55	S	Oliver MORLEY		Ferrari 360	1:12.306	7	92.10mph	148.23kph
23	C	Graham REEDER		Ferrari 355	1:13.605	4	90.48mph	145.61kph
19	O	John TAYLOR		Ferrari 360	1:22.996	3	80.24mph	129.14kph

Weather/Track : Cloudy / Dry

MST sports timing

Castle Combe
Circuit Length = 1.8500 miles.
Start: 15:13 End: 15:28

Clerk of Course:	Stewards:	Timekeeper:
------------------	-----------	-------------

National Mobile Windscreens Castle Combe FF1600 Championship

QUALIFYING RACE 6

POS	NO	CL	NAME	NAT	ENTRY	TIME	LAPS	GAP	MPH
1	2	A	Matthew RIVETT		Ray K97	1:12.996	12		91.23
2	24	A	Edward MOORE		Swift SC92F	1:13.597	12	0.601	90.49
3	9	A	Alex AMES		Swift SC93	1:13.644	12	0.648	90.43
4	5	A	Jon ADLAM		Van Diemen RF01	1:13.682	12	0.686	90.38
5	54	B	Andrew JONES		Van Diemen RF89	1:13.859	11	0.863	90.17
6	62	B	Alan SLATER		Swift FB89	1:13.941	12	0.945	90.07
7	16	A	Wayne POOLE		Swift SC92	1:14.149	12	1.153	89.81
8	20	A	Pat BLAKENEY		Vector MG95	1:14.278	9	1.282	89.66
9	6	A	Andrew HARRIS		Van Diemen RF90	1:14.826	11	1.830	89.00
10	26	A	Simon ASHLEY		Swift SC92	1:14.926	4	1.930	88.88
11	53	B	Richard MISTERS		Van Diemen RF89	1:14.961	11	1.965	88.84
12	56	B	Gary MARSH		Van Diemen RF89	1:15.157	11	2.161	88.61
13	18	A	Barry BAXTER		Swift SC92	1:15.410	11	2.414	88.31
14	66	B	Richard WATKINS		Van Diemen RF88	1:15.465	12	2.469	88.25
15	55	B	Richard LAY		Reynard FF89	1:15.555	11	2.559	88.14
16	75	B	Andrew BANFIELD		Mondiale 89	1:15.969	11	2.973	87.66
17	58	B	Nick JONES		Reynard FF89	1:16.113	10	3.117	87.50
18	47	A	Geoff FERN		Van Diemen F90	1:16.720	11	3.724	86.80
19	65	B	Pete DICCOX		Van Diemen RF88	1:16.794	11	3.798	86.72
20	63	B	Ben NORTON		Swift FB89	1:16.853	11	3.857	86.65
21	77	B	Andrew MILES		Van Diemen RF88	1:16.907	11	3.911	86.59
22	15	A	Keith SEKREE		Swift 93F	1:17.005	9	4.009	86.48
23	64	B	Andy JARVIS		Van Diemen RF88	1:17.351	11	4.355	86.10
24	27	A	Shaun MACKLIN		Swift SC92	1:17.412	4	4.416	86.03
25	29	A	Rob SUNDERLAND		Swift SC92F	1:17.792	6	4.796	85.61
26	19	A	Roly HAMBLIN		Swift SC95	1:18.457	10	5.461	84.88
27	78	B	Paul JAMES		Van Diemen RF88	1:19.566	11	6.570	83.70
28	22	A	Jim TIMMS		Van Diemen RF90	1:19.921	7	6.925	83.33
29	79	B	Matthew DOCHERTY		Van Diemen RF88	1:20.739	10	7.743	82.48
30	7	A	Brian SOULE		Swift SC93	1:22.028	10	9.032	81.19
31	25	A	Atheer JEDDO		Van Diemen RF90	1:26.571	9	13.575	76.93

Weather/Track : Bright / Dry

MST sports timing


Castle Combe
Circuit Length = 1.8500 miles.
Start: 11:01 End: 11:15

Clerk of Course:	Stewards:	Timekeeper:
------------------	-----------	-------------

National Mobile Windscreens Castle Combe FF1600 Championship

GRID RACE 6

ROW 16		1:26.571			
		25	JEDDO		
ROW 15	1:20.739			1:22.028	
	79	DOCHERTY		7	SOULE
ROW 14		1:19.566		1:19.921	
		78	JAMES	22	TIMMS
ROW 13	1:17.792			1:18.457	
	29	SUNDERLAND		19	HAMBLIN
ROW 12		1:17.351		1:17.412	
		64	JARVIS	27	MACKLIN
ROW 11	1:16.907			1:17.005	
	77	MILES		15	SEKREE
ROW 10		1:16.794		1:16.853	
		65	DICCOX	63	NORTON
ROW 9	1:16.113			1:16.720	
	58	JONES		47	FERN
ROW 8		1:15.555		1:15.969	
		55	LAY	75	BANFIELD
ROW 7	1:15.410			1:15.465	
	18	BAXTER		66	WATKINS
ROW 6		1:14.961		1:15.157	
		53	MISTERS	56	MARSH
ROW 5	1:14.826			1:14.926	
	6	HARRIS		26	ASHLEY
ROW 4		1:14.149		1:14.278	
		16	POOLE	20	BLAKENEY
ROW 3	1:13.859			1:13.941	
	54	JONES		62	SLATER
ROW 2		1:13.644		1:13.682	
		9	AMES	5	ADLAM
ROW 1	1:12.996			1:13.597	
	2	RIVETT		24	MOORE
		POLE			



Weather/Track : Bright / Dry

MST sports timing

Castle Combe
Circuit Length = 1.8500 miles.
Start: 11:01 End: 11:15

Clerk of Course:	Stewards:	Timekeeper:
------------------	-----------	-------------

National Mobile Windscreens Castle Combe FF1600 Championship

PROVISIONAL RESULT - Race 6

POS	NO	CL	NAME	NAT	ENTRY	TIME	LAPS	GAP	MPH	BEST
1	2	A	Matthew RIVETT		Ray K97	12:22.586	10		89.68	1:12.905
2	9	A	Alex AMES		Swift SC93	12:23.780	10	1.194	89.54	1:12.893
3	24	A	Edward MOORE		Swift SC92F	12:24.384	10	1.798	89.47	1:12.853
4	5	A	Jon ADLAM		Van Diemen RF01	12:30.668	10	8.082	88.72	1:13.388
5	26	A	Simon ASHLEY		Swift SC92	12:33.916	10	11.330	88.33	1:13.606
6	16	A	Wayne POOLE		Swift SC92	12:34.132	10	11.546	88.31	1:13.700
7	53	B	Richard MISTERS		Van Diemen RF89	12:36.898	10	14.312	87.99	1:14.050
8	20	A	Pat BLAKENEY		Vector MG95	12:37.182	10	14.596	87.95	1:14.149
9	62	B	Alan SLATER		Swift FB89	12:38.002	10	15.416	87.86	1:13.916
10	54	B	Andrew JONES		Van Diemen RF89	12:38.306	10	15.720	87.82	1:14.031
11	56	B	Gary MARSH		Van Diemen RF89	12:41.234	10	18.648	87.49	1:14.385
12	6	A	Andrew HARRIS		Van Diemen RF90	12:43.408	10	20.822	87.24	1:14.135
13	55	B	Richard LAY		Reynard FF89	12:45.770	10	23.184	86.97	1:15.156
14	18	A	Barry BAXTER		Swift SC92	12:54.620	10	32.034	85.97	1:15.905
15	66	B	Richard WATKINS		Van Diemen RF88	12:54.811	10	32.225	85.95	1:15.214
16	77	B	Andrew MILES		Van Diemen RF88	13:03.702	10	41.116	84.98	1:15.921
17	47	A	Geoff FERN		Van Diemen F90	13:05.694	10	43.108	84.76	1:16.698
18	15	A	Keith SEKREE		Swift 93F	13:05.856	10	43.270	84.74	1:15.585
19	75	B	Andrew BANFIELD		Mondiale 89	13:05.982	10	43.396	84.73	1:16.583
20	63	B	Ben NORTON		Swift FB89	13:06.293	10	43.707	84.70	1:16.322
21	29	A	Rob SUNDERLAND		Swift SC92F	13:06.514	10	43.928	84.67	1:15.284
22	64	B	Andy JARVIS		Van Diemen RF88	13:15.318	10	52.732	83.74	1:17.630
23	65	B	Pete DICCOX		Van Diemen RF88	13:17.570	10	54.984	83.50	1:18.043
24	79	B	Matthew DOCHERTY		Van Diemen RF88	13:39.719	10	1:17.133	81.24	1:18.547
25	78	B	Paul JAMES		Van Diemen RF88	13:44.571	10	1:21.985	80.76	1:19.672
26	7	A	Brian SOULE		Swift SC93	13:44.821	10	1:22.235	80.74	1:19.580
27	25	A	Atheer JEDDO		Van Diemen RF90	12:45.177	9	1 LAP	78.33	1:21.170

NOT CLASSIFIED

58	B	Nick JONES	Reynard FF89	5:16.250	4	D.N.F.	84.23	1:15.833
----	---	------------	--------------	----------	---	--------	-------	----------

FASTEST LAP

24	A	Edward MOORE	Swift SC92F	1:12.853	8	91.41mph	147.12kph
62	B	Alan SLATER	Swift FB89	1:13.916	9	90.10mph	145.00kph

Weather/Track : Cloudy / Dry

MST sports timing

Castle Combe
Circuit Length = 1.8500 miles.
Start: 15:42 End: 15:55

Clerk of Course:	Stewards:	Timekeeper:
------------------	-----------	-------------

Motorsport News Caterham Roadsport Challenge Class B QUALIFYING RACE 7

POS	NO	CL	NAME	NAT	ENTRY	TIME	LAPS	GAP	MPH
1	1	B	John GAW		Caterham Roadsport	1:20.407	10		82.82
2	6	B	Tony LAWRENCE		Caterham Roadsport	1:21.594	9	1.187	81.62
3	11	B	Sebastian DE GROOT		Caterham Roadsport	1:21.624	10	1.217	81.59
4	3	B	Richard GOMES		Caterham Roadsport	1:21.896	10	1.489	81.32
5	26	B	Simon TAYLOR		Caterham Roadsport	1:21.971	10	1.564	81.24
6	32	B	Terry CLARK		Caterham Roadsport	1:22.143	9	1.736	81.07
7	10	B	Michael CANTILLON		Caterham Roadsport	1:22.157	10	1.750	81.06
8	55	B	Steve LINDSEY		Caterham Roadsport	1:22.216	10	1.809	81.00
9	27	B	Simon HOPKINS		Caterham Roadsport	1:22.372	10	1.965	80.85
10	2	B	Brent PERKINS		Caterham Roadsport	1:22.373	10	1.966	80.85
11	16	B	Daniel MITCHELL		Caterham Roadsport	1:22.374	10	1.967	80.85
12	5	B	Jamie CONSTABLE		Caterham Roadsport	1:22.432	10	2.025	80.79
13	14	B	Oli GREAVES		Caterham Roadsport	1:23.108	10	2.701	80.13
14	13	B	Ian FOX		Caterham Roadsport	1:23.115	10	2.708	80.13
15	17	B	Ruben MOOKERJEE		Caterham Roadsport	1:23.640	10	3.233	79.62
16	18	B	Jason NEW		Caterham Roadsport	1:23.705	10	3.298	79.56
17	9	B	Adrian RUSSELL		Caterham Roadsport	1:23.749	10	3.342	79.52
18	15	B	Stephen LYON		Caterham Roadsport	1:23.864	10	3.457	79.41
19	21	B	Campbell MCCLORY		Caterham Roadsport	1:24.178	10	3.771	79.11
20	77	B	John WATSON		Caterham Roadsport	1:24.649	10	4.242	78.67
21	19	B	Mark HARRIS		Caterham Roadsport	1:24.715	9	4.308	78.61
22	99	B	Barrie JENNINGS		Caterham Roadsport	1:26.066	10	5.659	77.38
23	4	B	Richard THOMAS		Caterham Roadsport	1:27.250	9	6.843	76.33
24	7	B	Steve HINDLE		Caterham Roadsport	1:28.047	9	7.640	75.64
25	47	B	Steve SABINE		Caterham Roadsport	1:33.825	9	13.418	70.98

Weather/Track : Bright / Dry

MST sports timing

Castle Combe
Circuit Length = 1.8500 miles.
Start: 11:23 End: 11:38

Clerk of Course:	Stewards:	Timekeeper:
------------------	-----------	-------------

Motorsport News Caterham Roadsport Challenge Class B

GRID RACE 7

ROW 13	1:33.825 47 SABINE		
ROW 12		1:27.250 4 THOMAS	1:28.047 7 HINDLE
ROW 11	1:24.715 19 HARRIS		1:26.066 99 JENNINGS
ROW 10		1:24.178 21 MCCLORY	1:24.649 77 WATSON
ROW 9	1:23.749 9 RUSSELL		1:23.864 15 LYON
ROW 8		1:23.640 17 MOOKERJEE	1:23.705 18 NEW
ROW 7	1:23.108 14 GREAVES		1:23.115 13 FOX
ROW 6		1:22.374 16 MITCHELL	1:22.432 5 CONSTABLE
ROW 5	1:22.372 27 HOPKINS		1:22.373 2 PERKINS
ROW 4		1:22.157 10 CANTILLON	1:22.216 55 LINDSEY
ROW 3	1:21.971 26 TAYLOR		1:22.143 32 CLARK
ROW 2		1:21.624 11 DE GROOT	1:21.896 3 GOMES
ROW 1	1:20.407 1 GAW		1:21.594 6 LAWRENCE
	POLE		

Weather/Track : Bright / Dry

MST sports timing

Castle Combe
Circuit Length = 1.8500 miles.
Start: 11:23 End: 11:38

Clerk of Course:	Stewards:	Timekeeper:
------------------	-----------	-------------

Motorsport News Caterham Roadsport Challenge Class B

PROVISIONAL RESULT - Race 7

POS	NO	CL	NAME	NAT	ENTRY	TIME	LAPS	GAP	MPH	BEST
1	1	B	John GAW		Caterham Roadsport	13:45.008	10		80.72	1:21.022
2	6	B	Tony LAWRENCE		Caterham Roadsport	13:46.557	10	1.549	80.57	1:20.994
3	11	B	Sebastian DE GROOT		Caterham Roadsport	13:46.928	10	1.920	80.53	1:20.824
4	3	B	Richard GOMES		Caterham Roadsport	13:47.408	10	2.400	80.49	1:20.720
5	10	B	Michael CANTILLON		Caterham Roadsport	13:57.036	10	12.028	79.56	1:22.046
6	2	B	Brent PERKINS		Caterham Roadsport	13:59.024	10	14.016	79.37	1:21.968
7	26	B	Simon TAYLOR		Caterham Roadsport	13:59.479	10	14.471	79.33	1:22.263
8	13	B	Ian FOX		Caterham Roadsport	13:59.634	10	14.626	79.32	1:22.167
9	5	B	Jamie CONSTABLE		Caterham Roadsport	13:59.960	10	14.952	79.28	1:21.758
10	16	B	Daniel MITCHELL		Caterham Roadsport	14:01.107	10	16.099	79.18	1:22.030
11	55	B	Steve LINDSEY		Caterham Roadsport	14:02.599	10	17.591	79.04	1:21.311
12	9	B	Adrian RUSSELL		Caterham Roadsport	14:16.564	10	31.556	77.75	1:23.518
13	15	B	Stephen LYON		Caterham Roadsport	14:16.853	10	31.845	77.72	1:23.242
14	18	B	Jason NEW		Caterham Roadsport	14:16.982	10	31.974	77.71	1:23.297
15	14	B	Oli GREAVES		Caterham Roadsport	14:19.623	10	34.615	77.47	1:21.884
16	32	B	Terry CLARK		Caterham Roadsport	14:21.148	10	36.140	77.33	1:22.009
17	27	B	Simon HOPKINS		Caterham Roadsport	14:21.481	10	36.473	77.30	1:21.068
18	19	B	Mark HARRIS		Caterham Roadsport	14:26.278	10	41.270	76.88	1:24.397
19	21	B	Campbell MCCLORY		Caterham Roadsport	14:30.594	10	45.586	76.49	1:24.648
20	99	B	Barrie JENNINGS		Caterham Roadsport	14:30.945	10	45.937	76.46	1:24.368
21	77	B	John WATSON		Caterham Roadsport	14:31.855	10	46.847	76.38	1:24.522
22	7	B	Steve HINDLE		Caterham Roadsport	14:40.418	10	55.410	75.64	1:26.103
23	4	B	Richard THOMAS		Caterham Roadsport	14:55.862	10	1:10.854	74.34	1:26.108

NOT CLASSIFIED

17	B	Ruben MOOKERJEE	Caterham Roadsport	3:06.728	2	D.N.F.	71.33	1:26.903
47	B	Steve SABINE	Caterham Roadsport	3:22.740	2	D.N.F.	65.70	1:35.253

FASTEST LAP

3	B	Richard GOMES	Caterham Roadsport	1:20.720	10	82.50mph	132.78kph
---	---	---------------	--------------------	----------	----	----------	-----------

Weather/Track : Cloudy / Dry

MST sports timing

Castle Combe
Circuit Length = 1.8500 miles.
Start: 16:09 End: 16:22

Clerk of Course:	Stewards:	Timekeeper:
------------------	-----------	-------------

Moonraker Forklifts Castle Combe Special GT Championship

QUALIFYING RACE 9

POS	NO	CL	NAME	NAT	ENTRY	TIME	LAPS	GAP	MPH
1	1	A	Bob LIGHT		Stealth B6 Sports	1:04.856	13		102.68
2	6	A	Tony SINCLAIR		Jade Trackstar	1:05.210	13	0.354	102.13
3	7	A	Mike ROBERTS		Jade Sports Prototype	1:06.395	8	1.539	100.30
4	31	B	Lance ROBINSON		Zeus Challenger	1:06.470	13	1.614	100.19
5	33	B	Sam ALLPASS		Jade	1:08.623	7	3.767	97.05
6	49	B	Nicholas BARNE		BARNETT Lola T86-90	1:09.744	10	4.888	95.49
7	99	C	Jonathan COLEMAN		Radical Prosport	1:09.901	12	5.045	95.27
8	32	B	Peter HOBDAY		Mallock P20 Lynx	1:10.958	10	6.102	93.85
9	41	B	Jeremy IRWIN		Quest Rawlson GT	1:11.343	9	6.487	93.35
10	76	C	Norman LACKFORD		Saxon SRC	1:12.057	9	7.201	92.42
11	88	C	David SMITH		Mallock MK28	1:12.373	12	7.517	92.02
12	29	A	Steve DONOVAN		Radical Prosport	1:12.892	9	8.036	91.36
13	50	B	Pete JAMES		Caterham Superlight	1:13.540	10	8.684	90.56
14	80	C	Giles ADAMS		Global GT	1:13.575	12	8.719	90.52
15	36	B	Dave GREEN		Daren MK6	1:13.778	5	8.922	90.27
16	55	B	Rupert CROOK		Mallock MK27 SG	1:14.421	10	9.565	89.49
17	8	B	David KRAYEM		Mallock I	1:15.258	11	10.402	88.49
18	3	A	Derek GORE		LM3000 Prosport	1:15.733	6	10.877	87.94
19	91	C	Marcus BICKNELL		Mallock 26-27	1:16.115	12	11.259	87.49
20	83	C	Jonathan WHITE		Radical Clubsport	1:16.152	11	11.296	87.45
21	66	B	Nigel KELLY		Lola T86/90	1:16.815	10	11.959	86.70
22	77	C	Eddie HING		Radical Clubsport	1:17.307	7	12.451	86.15
23	5	A	Phil MORTON		TVR Tuscan	1:24.476	3	19.620	78.83

Weather/Track : Sunny / Dry


MST sports timing

Castle Combe
Circuit Length = 1.8500 miles.
Start: 11:42 End: 11:57

Clerk of Course:	Stewards:	Timekeeper:
------------------	-----------	-------------

Moonraker Forklifts Castle Combe Special GT Championship

GRID RACE 9

ROW 12		1:24.476 5 MORTON	
ROW 11	66	1:16.815 KELLY	77 1:17.307 HING
ROW 10		1:16.115 91 BICKNELL	83 1:16.152 WHITE
ROW 9	8	1:15.258 KRAYEM	3 1:15.733 GORE
ROW 8		1:13.778 36 GREEN	55 1:14.421 CROOK
ROW 7	50	1:13.540 JAMES	80 1:13.575 ADAMS
ROW 6		1:12.373 88 SMITH	29 1:12.892 DONOVAN
ROW 5	41	1:11.343 IRWIN	76 1:12.057 LACKFORD
ROW 4		1:09.901 99 COLEMAN	32 1:10.958 HOBDAY
ROW 3	33	1:08.623 ALLPASS	49 1:09.744 BARNE
ROW 2		1:06.395 7 ROBERTS	31 1:06.470 ROBINSON
ROW 1	1	1:04.856 LIGHT	6 1:05.210 SINCLAIR
POLE			
			

Weather/Track : Sunny / Dry

MST sports timing

Castle Combe
Circuit Length = 1.8500 miles.
Start: 11:42 End: 11:57

Clerk of Course:	Stewards:	Timekeeper:
------------------	-----------	-------------

First National Global GT Lights Championship

QUALIFYING RACE 10

POS	NO	CL	NAME	NAT	ENTRY	TIME	LAPS	GAP	MPH
1	3		Dave MOUNTAIN		Global GT Light	1:13.115	12		91.08
2	20		Lee LINFORD		Global GT Light	1:13.512	11	0.397	90.59
3	2		Richard COTTRILL		Global GT Light	1:13.789	12	0.674	90.25
4	15		Paul MUSSELLE		Global GT Light	1:14.651	12	1.536	89.21
5	46		James BURKE		Global GT Light	1:14.852	12	1.737	88.97
6	6		Mark POWELL		Global GT Light	1:15.047	12	1.932	88.74
7	38		Dominic LESNEIWSKI		Global GT Light	1:15.158	12	2.043	88.61
8	27		Sean CROSSWAITE		Global GT Light	1:15.314	11	2.199	88.43
9	18		Jim CAMMACK		Global GT Light	1:16.382	12	3.267	87.19
10	49		Ferris COWPER		Global GT Light	1:17.320	12	4.205	86.13
11	5		Bill PRITCHARD		Global GT Light	1:17.485	7	4.370	85.95
12	8		Richard DADEN		Global GT Light	1:17.705	11	4.590	85.70
13	12		Giles ADAMS		Global GT Light	1:18.253	8	5.138	85.10

Weather/Track : Bright / Dry

MST sports timing


Castle Combe
Circuit Length = 1.8500 miles.
Start: 12:05 End: 12:20

Clerk of Course:	Stewards:	Timekeeper:
------------------	-----------	-------------

First National Global GT Lights Championship

GRID RACE 10

ROW 7	1:18.253 12 ADAMS	
ROW 6	1:17.485 5 PRITCHARD	1:17.705 8 DADEN
ROW 5	1:16.382 18 CAMMACK	1:17.320 49 COWPER
ROW 4	1:15.158 38 LESNEIWSKI	1:15.314 27 CROSSWAITE
ROW 3	1:14.852 46 BURKE	1:15.047 6 POWELL
ROW 2	1:13.789 2 COTTRILL	1:14.651 15 MUSSELLE
ROW 1	1:13.115 3 MOUNTAIN	1:13.512 20 LINFORD
	POLE	



Weather/Track : Bright / Dry

MST sports timing

Castle Combe
Circuit Length = 1.8500 miles.
Start: 12:05 End: 12:20

Clerk of Course:	Stewards:	Timekeeper:
------------------	-----------	-------------

First National Global GT Lights Championship

PROVISIONAL RESULT - Race 10

POS	NO	CL	NAME	NAT	ENTRY	TIME	LAPS	GAP	MPH	BEST
1	3		Dave MOUNTAIN		Global GT Light	13:43.100	10		80.91	1:13.864
2	20		Lee LINFORD		Global GT Light	13:44.062	10	0.962	80.81	1:13.761
3	46		James BURKE		Global GT Light	13:44.498	10	1.398	80.77	1:14.035
4	2		Richard COTTRILL		Global GT Light	13:44.831	10	1.731	80.74	1:13.712
5	15		Paul MUSSELLE		Global GT Light	13:45.195	10	2.095	80.70	1:13.851
6	6		Mark POWELL		Global GT Light	13:48.587	10	5.487	80.37	1:14.118
7	18		Jim CAMMACK		Global GT Light	13:55.803	10	12.703	79.68	1:15.194
8	49		Ferris COWPER		Global GT Light	14:01.503	10	18.403	79.14	1:15.569
9	38		Dominic LESNEIWSKI		Global GT Light	14:54.846	10	1:11.746	74.42	1:15.075
NOT CLASSIFIED										
27			Sean CROSSWAITE		Global GT Light	5:13.656	3	D.N.F.	63.70	1:23.079
5			Bill PRITCHARD		Global GT Light	1:22.212	1	D.N.F.	81.01	1:22.212
12			Giles ADAMS		Global GT Light	1:22.659	1	D.N.F.	80.57	1:22.659
8			Richard DADEN		Global GT Light	1:23.923	1	D.N.F.	79.35	1:23.923
FASTEST LAP										
2			Richard COTTRILL		Global GT Light	1:13.712	7	90.35mph	145.40kph	

Weather/Track : Cloudy / Dry

MST sports timing

Castle Combe
Circuit Length = 1.8500 miles.
Start: 17:33 End: 17:47

Clerk of Course:	Stewards:	Timekeeper:
------------------	-----------	-------------