



SPORTS & UNIROYAL TEAM

Snetterton Circuit

11th & 12th May 2002



Results Provided by MST Sports Timing Ltd
www.mstworld.com

DUNLOP RT2000 CHAMPIONSHIP - 1

PROVISIONAL QUALIFYING TIMES - RACE 1

POS	NO	CL	DRIVER	NAT	CAR	TIME	LAPS	GAP	MPH
1	1		Jonathan FILDES		RT 2000	1:20.543	14		87.24
2	8		Rod MCGOVERN		RT2000	1:21.168	11	0.625	86.57
3	10		Pat DONEGAN		RT 2000	1:21.559	14	1.016	86.16
4	28		Dave COLLIER		RT 2000	1:21.691	13	1.148	86.02
5	20		David DONEGAN		RT 2000	1:21.864	14	1.321	85.84
6	2		John WHELAN		RT 2000	1:21.997	14	1.454	85.70
7	3		David KIDD		RT 2000	1:22.218	13	1.675	85.47
8	17		Robbie BOLGER		RT 2000	1:22.237	14	1.694	85.45
9	71		Dave O'BRIEN		RT 2000	1:23.056	12	2.513	84.60
10	12		Robert COPELAND		RT 2000	1:23.056	14	2.513	84.60
11	30		Brendan DONEGAN		RT 2000	1:25.174	12	4.631	82.50
12	50		George ROGERS		RT 2000	1:25.616	13	5.073	82.07
13	44		George CROZIER		RT 2000	1:33.496	10	12.953	75.16

DUNLOP RT2000 CHAMPIONSHIP - 1

QUALIFYING LAP ANALYSIS - RACE 1

1	Jonathan FILDES	RT 2000
1 - X:00.000	6 - 1:25.517	11 - 1:32.350
2 - 1:31.205	7 - 1:23.530	12 - 1:21.347
3 - 1:29.874	8 - 1:23.284	13 - 1:20.543
4 - 1:30.417	9 - 1:22.872	14 - 1:21.040
5 - 1:26.275	10 - 1:22.114	
2	John WHELAN	RT 2000
1 - X:00.000	6 - 1:26.202	11 - 1:22.001
2 - 1:32.926	7 - 1:34.265	12 - 1:22.351
3 - 1:32.127	8 - 1:25.569	13 - 1:21.997
4 - 1:29.355	9 - 1:24.222	14 - 1:22.136
5 - 1:26.760	10 - 1:23.430	
3	David KIDD	RT 2000
1 - X:00.000	6 - 1:27.390	11 - 1:22.218
2 - 1:35.254	7 - 1:25.260	12 - 3:03.963P
3 - 1:31.884	8 - 1:24.272	13 - 1:25.755
4 - 1:30.368	9 - 1:23.081	
5 - 1:28.281	10 - 1:23.725	
8	Rod MCGOVERN	RT2000
1 - X:00.000P	6 - 1:23.201	11 - 1:21.639
2 - 1:36.454	7 - 1:22.522	
3 - 1:28.216	8 - 1:21.168	
4 - 1:26.554	9 - 1:21.741	
5 - 1:23.851	10 - 1:30.477	
10	Pat DONEGAN	RT 2000
1 - X:00.000	6 - 1:26.077	11 - 1:21.614
2 - 1:34.407	7 - 1:26.288	12 - 1:22.486
3 - 1:32.007	8 - 1:24.206	13 - 1:21.775
4 - 1:30.248	9 - 1:23.247	14 - 1:21.559
5 - 1:28.606	10 - 1:22.311	
12	Robert COPELAND	RT 2000
1 - X:00.000	6 - 1:28.021	11 - 1:23.907
2 - 1:41.317	7 - 1:26.923	12 - 1:23.577
3 - 1:35.425	8 - 1:25.198	13 - 1:23.056
4 - 1:32.450	9 - 1:23.776	14 - 1:23.141
5 - 1:30.624	10 - 1:23.885	
17	Robbie BOLGER	RT 2000
1 - X:00.000	6 - 1:26.034	11 - 1:23.343
2 - 1:35.573	7 - 1:25.853	12 - 1:23.387
3 - 1:32.723	8 - 1:39.275	13 - 1:22.237
4 - 1:30.874	9 - 1:25.209	14 - 1:31.771
5 - 1:27.875	10 - 1:23.777	

DUNLOP RT2000 CHAMPIONSHIP - 1

QUALIFYING LAP ANALYSIS - RACE 1


(contd.)

20	David DONEGAN	RT 2000
1 - X:00.000	6 - 1:25.591	11 - 1:22.681
2 - 1:34.091	7 - 1:26.555	12 - 1:21.923
3 - 1:30.478	8 - 1:24.501	13 - 1:21.979
4 - 1:28.898	9 - 1:23.393	14 - 1:21.864
5 - 1:30.329	10 - 1:22.380	
28	Dave COLLIER	RT 2000
1 - X:00.000	6 - 2:31.221P	11 - 1:22.570
2 - 1:39.522	7 - 1:30.781	12 - 1:21.763
3 - 1:34.386	8 - 1:23.611	13 - 1:21.691
4 - 1:32.055	9 - 1:23.445	
5 - 1:28.966	10 - 1:22.926	
30	Brendan DONEGAN	RT 2000
1 - X:00.000	6 - 1:29.421	11 - 3:42.181P
2 - 1:42.131	7 - 1:28.783	12 - 1:33.569
3 - 1:36.086	8 - 1:26.887	
4 - 1:33.930	9 - 1:25.174	
5 - 1:31.023	10 - 1:26.553	
44	George CROZIER	RT 2000
1 - X:00.000	6 - 1:34.566	
2 - 1:45.626	7 - 1:36.474	
3 - 3:04.914P	8 - 1:33.496	
4 - 1:47.964	9 - 1:34.530	
5 - 1:39.003	10 - 1:34.505	
50	George ROGERS	RT 2000
1 - X:00.000	6 - 1:33.810	11 - 1:27.592
2 - 1:41.642	7 - 1:31.079	12 - 1:25.616
3 - 1:41.065	8 - 1:28.558	13 - 1:26.782
4 - 1:37.242	9 - 1:27.250	
5 - 1:33.166	10 - 1:27.764	
71	Dave O'BRIEN	RT 2000
1 - X:00.000	6 - 1:27.905	11 - 1:25.238
2 - 1:39.970	7 - 1:27.044	12 - 1:23.056
3 - 1:39.360	8 - 1:25.505	
4 - 1:30.303	9 - 1:24.755	
5 - 1:30.749	10 - 1:23.668	

DUNLOP RT2000 CHAMPIONSHIP - 1

GRID - RACE 1

ROW 7	1:33.496 44 CROZIER	
ROW 6	1:25.174 30 DONEGAN	1:25.616 50 ROGERS
ROW 5	1:23.056 71 O'BRIEN	1:23.056 12 COPELAND
ROW 4	1:22.218 3 KIDD	1:22.237 17 BOLGER
ROW 3	1:21.864 20 DONEGAN	1:21.997 2 WHELAN
ROW 2	1:21.559 10 DONEGAN	1:21.691 28 COLLIER
ROW 1	1:20.543 1 FILDES	1:21.168 8 MCGOVERN
	POLE	



Weather / Track : Drizzle / Damp

MST Sports Timing

Snetterton
Circuit Length = 1.9520 miles.
Start: 00:00 End: 00:20

EERC ENDURO CHALLENGE

PROVISIONAL QUALIFYING TIMES - RACE 2

POS	NO	CL	DRIVER	NAT	CAR	TIME	LAPS	GAP	MPH
1	110	M	EDWARDS/WYATT		Marcos Mantis	1:17.890	26		90.22
2	102	M	Stuart WRIGHT		BMW M3 / E36	1:19.173	19	1.283	88.75
3	111	M	DONALDSON/DONALDSON		BMW M3 / E36	1:20.444	24	2.554	87.35
4	33	B1	BATES/PALMER		BMW M3	1:20.932	23	3.042	86.82
5	127	M	DAVIES/PARSONS		Marcos Mantis	1:20.940	26	3.050	86.82
6	115	M	Ian COWLEY		BMW M3 / E36	1:21.201	26	3.311	86.54
7	15	B1	RAY/HARRISON		Vauxhall Vectra SRi	1:24.380	17	6.490	83.28
8	21	B2	William GANNON		Honda Civic	1:26.110	15	8.220	81.60
9	3	B2	ROGERS/POTTER		Renault Clio	1:27.154	20	9.264	80.63
10	17	B2	SALMON/EDWARDS		Vauxhall Cavalier SRi	1:32.427	14	14.537	76.03

Cars 21, 110 & 111 Transponders not working - please rectify before race
 Weather / Track : Cloudy / Damp

MST Sports Timing

Snetterton
 Circuit Length = 1.9520 miles.
 Start: 09:35 End: 10:15

EERC ENDURO CHALLENGE QUALIFYING LAP ANALYSIS - RACE 2

3	ROGERS/POTTER	Renault Clio									
1 -	4:22.117P	6 -	1:37.456	11 -	1:38.617	16 -	1:45.142				
2 -	1:46.212	7 -	1:37.253	12 -	1:30.078	17 -	1:33.136				
3 -	1:39.993	8 -	1:33.487	13 -	1:29.067	18 -	1:27.340				
4 -	1:38.146	9 -	1:36.320	14 -	1:27.154	19 -	1:28.713				
5 -	1:38.250	10 -	4:06.532P	15 -	5:25.519P	20 -	1:28.451				
15	RAY/HARRISON	Vauxhall Vectra SRi									
1 -	3:01.247	6 -	1:30.155	11 -	1:26.456	16 -	1:25.773				
2 -	X:00.000P	7 -	3:30.075P	12 -	1:27.392	17 -	1:24.380				
3 -	1:42.347	8 -	1:33.465	13 -	1:26.181						
4 -	1:30.884	9 -	1:26.794	14 -	1:27.238						
5 -	1:30.011	10 -	1:27.860	15 -	1:26.544						
17	SALMON/EDWARDS	Vauxhall Cavalier SRi									
1 -	3:42.016	6 -	4:26.824P	11 -	1:32.947						
2 -	1:40.560	7 -	1:44.526	12 -	1:33.571						
3 -	1:35.859	8 -	1:34.407	13 -	1:32.427						
4 -	1:34.059	9 -	1:32.913	14 -	1:32.563						
5 -	1:40.269	10 -	1:33.555								
21	William GANNON	Honda Civic									
1 -	3:01.146	6 -	1:27.669	11 -	1:28.049						
2 -	1:31.194	7 -	1:27.485	12 -	1:26.185						
3 -	1:30.438	8 -	1:26.110	13 -	X:00.000P						
4 -	1:28.336	9 -	4:56.714P	14 -	1:34.955						
5 -	1:27.431	10 -	1:40.186	15 -	1:33.345						
33	BATES/PALMER	BMW M3									
1 -	2:44.612	6 -	1:27.211	11 -	1:23.879	16 -	1:25.627	21 -	1:21.175		
2 -	1:35.872	7 -	1:26.309	12 -	1:23.659	17 -	1:23.482	22 -	1:20.932		
3 -	1:30.820	8 -	1:25.994	13 -	1:23.560	18 -	1:24.405	23 -	1:22.599		
4 -	1:28.083	9 -	1:25.307	14 -	3:33.738P	19 -	1:23.151				
5 -	1:27.676	10 -	1:24.839	15 -	1:35.246	20 -	1:23.200				
102	Stuart WRIGHT	BMW M3 / E36									
1 -	3:39.350P	6 -	1:20.525	11 -	1:24.631	16 -	1:22.594				
2 -	1:26.665	7 -	1:20.479	12 -	1:23.549	17 -	3:59.942P				
3 -	1:22.500	8 -	6:55.084P	13 -	1:23.314	18 -	1:23.294				
4 -	1:21.575	9 -	1:38.236	14 -	1:22.943	19 -	1:19.173				
5 -	1:22.160	10 -	1:25.670	15 -	1:22.802						
110	EDWARDS/WYATT	Marcos Mantis									
1 -	2:36.138	6 -	1:27.385	11 -	1:20.356	16 -	1:26.782	21 -	1:20.391	26 -	1:17.890
2 -	1:33.772	7 -	1:24.493	12 -	3:52.974P	17 -	1:24.620	22 -	1:21.063		
3 -	1:30.323	8 -	1:22.850	13 -	2:40.335P	18 -	1:23.755	23 -	1:20.129		
4 -	1:29.134	9 -	1:22.616	14 -	1:33.940	19 -	1:21.909	24 -	1:19.443		
5 -	1:27.076	10 -	1:21.512	15 -	1:28.825	20 -	1:20.740	25 -	1:18.504		

EERC ENDURO CHALLENGE

QUALIFYING LAP ANALYSIS - RACE 2

(contd.)

111	DONALDSON/DONALDSON	BMW M3 / E36				
1 - 2:31.091	6 - 1:33.936	11 - 1:31.889	16 - 1:20.828	21 - 1:21.820		
2 - 1:36.886	7 - 1:25.133	12 - 1:24.357	17 - 1:21.132	22 - 1:20.444		
3 - 1:31.730	8 - 1:25.419	13 - 1:23.156	18 - 2:36.701P	23 - 1:20.637		
4 - 1:28.573	9 - 1:22.586	14 - 1:21.446	19 - 1:27.252	24 - 1:20.654		
5 - 3:10.283P	10 - 4:54.354P	15 - 1:22.650	20 - 1:22.610			
115	Ian COWLEY	BMW M3 / E36				
1 - 2:46.376	6 - 1:25.110	11 - 1:27.967	16 - 1:33.899	21 - 2:54.039P	26 - 1:22.591	
2 - 1:35.291	7 - 1:23.235	12 - 1:21.747	17 - 1:24.902	22 - 1:24.411		
3 - 1:30.287	8 - 1:31.925	13 - 1:21.201	18 - 1:24.146	23 - 1:22.956		
4 - 1:28.452	9 - 1:23.249	14 - 1:21.305	19 - 1:23.871	24 - 1:23.109		
5 - 1:31.956	10 - 1:21.277	15 - 2:40.964P	20 - 1:23.202	25 - 1:23.632		
127	DAVIES/PARSONS	Marcos Mantis				
1 - 2:34.540	6 - 1:28.358	11 - 1:24.575	16 - 3:08.064P	21 - 1:22.876	26 - 1:21.078	
2 - 1:38.696	7 - 1:26.646	12 - 1:24.306	17 - 1:43.111	22 - 1:22.579		
3 - 1:39.762	8 - 1:25.359	13 - 1:26.772	18 - 1:30.805	23 - 1:22.147		
4 - 1:33.060	9 - 1:26.552	14 - 1:24.256	19 - 1:27.137	24 - 1:20.940		
5 - 1:29.998	10 - 1:26.320	15 - 1:24.520	20 - 1:24.863	25 - 1:21.500		

EERC ENDURO CHALLENGE

GRID - RACE 2

ROW 5	1:27.154 3 ROGERS/POTTER	1:32.427 17 SALMON/EDWARDS
ROW 4	1:24.380 15 RAY/HARRISON	1:26.110 21 GANNON
ROW 3	1:20.940 127 DAVIES/PARSONS	1:21.201 115 COWLEY
ROW 2	1:20.444 111 DONALDSON/DONALDSON	1:20.932 33 BATES/PALMER
ROW 1	1:17.890 110 EDWARDS/WYATT	1:19.173 102 WRIGHT

POLE

Cars 21, 110 & 111 Transponders not working - please rectify before race
Weather / Track : Cloudy / Damp

MST Sports Timing

Snetterton
Circuit Length = 1.9520 miles.
Start: 09:35 End: 10:15

UNIROYAL TEAM CHALLENGE

PROVISIONAL QUALIFYING TIMES - RACE 3

POS	NO	CL	DRIVER	NAT	CAR	TIME	LAPS	GAP	MPH
1	8		PL MOTORSPORT		Dubois UTC / VW	1:29.663	25		78.37
2	99		JPR MOTORSPORT 2		Dubois UTC / VW	1:30.305	17	0.642	77.81
3	4		BEN		Dubois UTC / VW	1:30.569	27	0.906	77.58
4	89		KEVIN WILLIAMS CARS		Dubois UTC / VW	1:30.978	22	1.315	77.24
5	53		PLR		Dubois UTC / VW	1:31.039	23	1.376	77.18
6	5		UNIROYAL TEAM DEALER		Dubois UTC / VW	1:31.267	24	1.604	76.99
7	11		JPR MOTORSPORT 1		Dubois UTC / VW	1:31.382	26	1.719	76.89
8	47		ROBERT LEWIS M/SPORT		Dubois UTC / VW	1:31.825	26	2.162	76.52
9	13		WADHAM RACING		Dubois UTC / VW	1:32.074	24	2.411	76.32
10	2		AUTO EXPRESS		Dubois UTC / VW	1:32.361	17	2.698	76.08
11	7		TEAM ICONICS		Dubois UTC / VW	1:32.626	27	2.963	75.86
12	92		NIGE SPEED		Dubois UTC / VW	1:33.008	20	3.345	75.55
13	1		UNIROYAL TYRES - SKY		Dubois UTC / VW	1:33.156	6	3.493	75.43
14	3		STAPLETONS TYRES		Dubois UTC / VW	1:35.650	19	5.987	73.46

UNIROYAL TEAM CHALLENGE

QUALIFYING LAP ANALYSIS - RACE 3

1	UNIROYAL TYRES - SKY	Dubois UTC / VW				
	1 - 1:39.938	6 - 1:47.935				
	2 - 1:33.593					
	3 - 1:33.156					
	4 - 7:10.754P					
	5 - 1:52.542					
2	AUTO EXPRESS	Dubois UTC / VW				
	1 - 1:41.253	6 - 2:42.843P	11 - 1:39.670	16 - 1:35.654		
	2 - 1:32.578	7 - 1:45.295	12 - 2:47.776P	17 - 1:34.852		
	3 - 2:24.456P	8 - 1:39.205	13 - 7:24.448			
	4 - 1:46.763	9 - 2:42.587P	14 - 1:33.696			
	5 - 1:37.381	10 - 1:49.559	15 - 1:32.361			
3	STAPLETONS TYRES	Dubois UTC / VW				
	1 - 5:20.224	6 - 2:56.109P	11 - 9:50.273	16 - 2:09.705		
	2 - 1:41.467	7 - 1:54.719	12 - 1:39.097	17 - 1:57.527		
	3 - 1:40.246	8 - 1:47.939	13 - 1:35.650	18 - 1:52.776		
	4 - 1:38.868	9 - 1:43.572	14 - 1:36.882	19 - 1:51.763		
	5 - 1:38.262	10 - 1:40.968	15 - X:00.000P			
4	BEN	Dubois UTC / VW				
	1 - 1:56.958	6 - 2:31.949P	11 - 1:33.411	16 - 1:31.240	21 - 1:42.578	26 - 1:42.930
	2 - 1:32.472	7 - 1:38.898	12 - 2:23.146P	17 - 1:31.022	22 - 1:43.139	27 - 1:42.671
	3 - 1:30.798	8 - 1:33.898	13 - 1:43.441	18 - 3:05.540P	23 - 1:42.764	
	4 - 1:30.569	9 - 1:32.975	14 - 1:33.883	19 - 8:22.962	24 - 1:43.156	
	5 - 1:30.695	10 - 1:31.683	15 - 7:33.973	20 - 1:43.060	25 - 1:43.863	
5	UNIROYAL TEAM DEALER	Dubois UTC / VW				
	1 - 1:56.878	6 - 1:31.495	11 - 1:35.258	16 - 1:50.696	21 - 1:56.180	
	2 - 1:32.183	7 - 1:31.431	12 - 4:09.794P	17 - 8:13.989	22 - 1:54.910	
	3 - 1:31.267	8 - 3:02.996P	13 - 8:00.939	18 - 1:57.666	23 - 1:55.760	
	4 - 2:44.403P	9 - 1:46.737	14 - 1:51.136	19 - 1:58.987	24 - 1:55.302	
	5 - 1:36.638	10 - 1:37.253	15 - 1:50.107	20 - 1:56.074		
7	TEAM ICONICS	Dubois UTC / VW				
	1 - 1:59.139	6 - 1:33.917	11 - 1:38.511	16 - 1:34.076	21 - 1:42.159	26 - 1:42.655
	2 - 1:36.336	7 - 1:33.938	12 - 1:39.584	17 - 1:35.116	22 - 1:43.454	27 - 1:43.177
	3 - 1:34.761	8 - 1:32.626	13 - 1:35.910	18 - 1:35.528	23 - 1:43.542	
	4 - 1:33.327	9 - 3:14.190P	14 - 1:34.934	19 - 9:47.426	24 - 1:42.434	
	5 - 1:33.545	10 - 1:48.608	15 - 7:55.457	20 - 1:42.686	25 - 1:43.229	
8	PL MOTORSPORT	Dubois UTC / VW				
	1 - 1:53.420	6 - 2:31.250P	11 - 1:31.142	16 - 9:39.145P	21 - 1:50.453	
	2 - 1:31.885	7 - 1:36.896	12 - 1:30.880	17 - 1:41.276	22 - 2:14.988P	
	3 - 1:30.984	8 - 1:34.533	13 - 1:32.537	18 - 2:09.482P	23 - 2:32.917P	
	4 - 1:29.663	9 - 1:31.463	14 - 1:30.732	19 - X:00.000P	24 - 1:46.362	
	5 - 1:29.981	10 - 1:32.970	15 - 1:30.567	20 - 2:24.520P	25 - 1:41.178	

UNIROYAL TEAM CHALLENGE

QUALIFYING LAP ANALYSIS - RACE 3

(contd.)

11	JPR MOTORSPORT 1					Dubois UTC / VW					
1 -	2:06.223	6 -	3:55.215P	11 -	1:39.713	16 -	1:31.382	21 -	1:42.146	26 -	1:42.202
2 -	1:38.118	7 -	1:54.033	12 -	1:31.727	17 -	1:32.205	22 -	1:42.393		
3 -	1:35.737	8 -	1:43.676	13 -	7:06.609	18 -	8:59.114	23 -	1:42.820		
4 -	1:34.009	9 -	1:42.028	14 -	1:31.596	19 -	1:44.001	24 -	1:42.766		
5 -	1:36.278	10 -	3:55.447P	15 -	1:31.484	20 -	1:41.749	25 -	1:41.696		
13	WADHAM RACING					Dubois UTC / VW					
1 -	2:00.886	6 -	3:39.810P	11 -	1:56.819	16 -	1:32.534	21 -	1:42.995		
2 -	1:41.780	7 -	1:38.405	12 -	2:25.469P	17 -	2:58.892P	22 -	1:44.666		
3 -	1:34.537	8 -	1:33.118	13 -	1:40.804	18 -	9:04.211	23 -	2:56.492P		
4 -	1:32.074	9 -	1:34.862	14 -	7:09.108	19 -	1:44.508	24 -	1:49.219		
5 -	1:32.153	10 -	1:32.288	15 -	1:34.038	20 -	1:44.519				
47	ROBERT LEWIS M/SPORT					Dubois UTC / VW					
1 -	1:46.262	6 -	1:43.560	11 -	1:37.218	16 -	7:52.086P	21 -	1:46.104	26 -	1:45.262
2 -	1:33.885	7 -	1:34.388	12 -	1:34.436	17 -	1:46.892	22 -	1:45.818		
3 -	1:32.081	8 -	1:33.681	13 -	1:32.256	18 -	1:41.277	23 -	1:44.155		
4 -	1:31.825	9 -	1:37.152	14 -	1:32.976	19 -	1:38.084	24 -	1:47.227		
5 -	2:41.279P	10 -	1:35.920	15 -	1:32.636	20 -	9:55.957	25 -	1:45.261		
53	PLR					Dubois UTC / VW					
1 -	1:59.318	6 -	1:38.457	11 -	1:40.676	16 -	1:31.713	21 -	2:00.537		
2 -	1:31.640	7 -	1:36.593	12 -	1:39.856	17 -	X:00.000	22 -	1:49.105		
3 -	1:31.039	8 -	2:53.171P	13 -	7:17.019	18 -	1:43.011	23 -	1:49.308		
4 -	4:43.891P	9 -	1:51.043	14 -	1:32.269	19 -	1:44.680				
5 -	1:49.761	10 -	1:42.535	15 -	1:31.564	20 -	2:45.618P				
89	KEVIN WILLIAMS CARS					Dubois UTC / VW					
1 -	1:44.004	6 -	1:38.622	11 -	2:49.278P	16 -	3:48.927P	21 -	1:40.848		
2 -	1:32.894	7 -	1:31.443	12 -	1:42.274	17 -	1:37.565	22 -	1:42.895		
3 -	1:31.846	8 -	1:30.978	13 -	1:34.654	18 -	8:14.712				
4 -	1:32.541	9 -	1:32.211	14 -	1:35.458	19 -	1:40.686				
5 -	2:48.434P	10 -	1:31.110	15 -	8:01.737	20 -	1:40.643				
92	NIGE SPEED					Dubois UTC / VW					
1 -	4:41.644	6 -	1:34.973	11 -	1:59.622	16 -	7:57.474				
2 -	1:37.619	7 -	1:34.327	12 -	8:33.070	17 -	1:46.320				
3 -	1:37.956	8 -	1:33.008	13 -	1:39.900	18 -	1:45.793				
4 -	1:35.200	9 -	1:35.184	14 -	1:37.893	19 -	1:44.360				
5 -	1:34.586	10 -	5:27.755P	15 -	1:38.533	20 -	1:47.551				
99	JPR MOTORSPORT 2					Dubois UTC / VW					
1 -	1:40.710	6 -	3:14.672P	11 -	1:32.265	16 -	1:30.318				
2 -	1:31.304	7 -	1:39.277	12 -	1:33.204	17 -	1:30.742				
3 -	1:30.305	8 -	1:35.620	13 -	2:59.901P						
4 -	1:30.626	9 -	1:32.375	14 -	1:34.436						
5 -	1:30.620	10 -	1:31.722	15 -	7:39.111						

DUNLOP RT2000 CHAMPIONSHIP - 1

PROVISIONAL RESULT - RACE 1

POS	NO	CL	DRIVER	NAT	CAR	TIME	LAPS	GAP	MPH	BEST
1	1		Jonathan FILDES		RT 2000	21:03.686	12		66.73	1:26.160
2	8		Rod MCGOVERN		RT2000	21:04.403	12	0.717	66.69	1:27.036
3	2		John WHELAN		RT 2000	21:06.503	12	2.817	66.58	1:27.155
4	20		David DONEGAN		RT 2000	21:07.377	12	3.691	66.53	1:27.458
5	12		Robert COPELAND		RT 2000	21:08.128	12	4.442	66.49	1:28.658
6	17		Robbie BOLGER		RT 2000	21:09.241	12	5.555	66.43	1:29.320
7	30		Brendan DONEGAN		RT 2000	21:10.158	12	6.472	66.39	1:29.263
8	44		George CROZIER		RT 2000	21:11.885	12	8.199	66.30	1:31.735
9	28		Dave COLLIER		RT 2000	22:14.603	12	1:10.917	63.18	1:34.902
10	71		Dave O'BRIEN		RT 2000	22:15.250	12	1:11.564	63.15	1:37.094
11	10		Pat DONEGAN		RT 2000	21:11.085	11	1 LAP	60.81	1:27.001
NOT CLASSIFIED										
	50		George ROGERS		RT 2000	12:33.657	7	D.N.F.	65.26	1:30.905
	3		David KIDD		RT 2000	22:34.199	5	N.C.F.	25.94	1:44.079
FASTEST LAP										
	1		Jonathan FILDES		RT 2000	1:26.160	4	81.56mph	131.25kph	

DUNLOP RT2000 CHAMPIONSHIP - 1
LAP CHART - RACE 1

(contd.)

Lap 6			Lap 7			Lap 8			Lap 9			Lap 10		
No	Behind	Laptime	No	Behind	Laptime	No	Behind	Laptime	No	Behind	Laptime	No	Behind	Laptime
1		2:30.837	1		1:27.236	1		1:26.847	1		1:26.483	1		1:27.908
10	0.421	2:30.430	8	2.177	1:28.561	8	2.366	1:27.036	8	3.061	1:27.178	8	2.335	1:27.182
71	9.078	2:28.188	2	3.126	1:28.961	2	4.281	1:28.002	2	4.953	1:27.155	2	4.961	1:27.916
8	0.852	2:30.074	20	3.737	1:29.190	20	4.570	1:27.680	20	6.146	1:28.059	20	5.696	1:27.458
2	1.401	2:29.374	12	5.071	1:29.868	12	6.882	1:28.658	12	9.236	1:28.837	12	10.782	1:29.454
20	1.783	2:28.899	50	9.045	1:32.900	17	13.343	1:30.059	17	18.078	1:31.218	17	19.490	1:29.320
12	2.439	2:28.802	44	9.402	1:31.735	30	14.456	1:31.380	30	18.873	1:30.900	30	20.228	1:29.263
50	3.381	2:28.747	30	9.923	1:31.125	44	20.100	1:37.545	44	27.272	1:33.655	44	34.488	1:35.124
44	4.903	2:28.675	17	10.131	1:31.079	28	30.572	1:40.410	3	7 LAPS	14:15.194P	28	1:40.590	2:24.588
28	5.444	2:28.482	28	17.009	1:38.801	71	31.421	1:37.094	28	43.910	1:39.821	71	1:41.117	2:23.770
30	6.034	2:27.399	71	21.174	1:39.332	10	1:23.575	1:31.885	71	45.255	1:40.317	3	7 LAPS	2:28.894
17	6.288	2:26.689	10	1:18.537	2:45.352P				10	1:24.696	1:27.604			

EERC ENDURO CHALLENGE

PROVISIONAL RESULT - RACE 2

POS	NO	CL	DRIVER	NAT	CAR	TIME	LAPS	GAP	MPH	BEST
1	102	M	Stuart WRIGHT		BMW M3 / E36	2:00:05.322	73		71.19	1:27.932
2	110	M	EDWARDS/WYATT		Marcos Mantis	2:00:19.619	72	1 LAP	70.08	1:29.703
3	33	B1	BATES/PALMER		BMW M3	2:00:20.621	72	1 LAP	70.07	1:28.787
4	111	M	DONALDSON/DONALDSON		BMW M3 / E36	2:00:25.921	72	1 LAP	70.02	1:31.246
5	127	M	DAVIES/PARSONS		Marcos Mantis	2:01:02.405	68	5 LAPS	65.79	1:31.352
6	3	B2	ROGERS/POTTER		Renault Clio	2:00:59.450	67	6 LAPS	64.85	1:38.084
7	115	M	Ian COWLEY		BMW M3 / E36	2:00:27.009	66	7 LAPS	64.17	1:30.619
8	17	B2	SALMON/EDWARDS		Vauxhall Cavalier SRi	2:01:28.268	61	12 LAPS	58.81	1:44.294
NOT CLASSIFIED										
21	B2	William GANNON		Honda Civic	1:33:22.174	48	D.N.F.	60.21	1:30.697	
15	B1	RAY/HARRISON		Vauxhall Vectra SRi	1:37:00.620	47	D.N.F.	56.74	1:37.514	
FASTEST LAP										
102	M	Stuart WRIGHT		BMW M3 / E36	1:27.932	42	79.91mph	128.61kph		
33	B1	BATES/PALMER		BMW M3	1:28.787	71	79.14mph	127.37kph		
21	B2	William GANNON		Honda Civic	1:30.697	10	77.48mph	124.69kph		

Cars 21, 110 & 111 Transponders still not working - please rectify before next race
 Weather / Track : Raining / Wet

MST Sports Timing

Snetterton
 Circuit Length = 1.9520 miles.
 Start: 12:28 End: 14:28

EERC ENDURO CHALLENGE

LAP CHART - RACE 2

Lap 1			Lap 2			Lap 3			Lap 4			Lap 5		
No	Behind	Laptime	No	Behind	Laptime	No	Behind	Laptime	No	Behind	Laptime	No	Behind	Laptime
111		1:40.871	111		2:02.232	111		2:11.556	111		1:35.779	102		1:31.597
102	0.221	1:41.092	102	0.858	2:02.869	102	0.244	2:10.942	102	0.180	1:35.715	111	2.679	1:34.456
33	1.764	1:42.635	33	1.643	2:02.111	33	1.569	2:11.482	110	2.044	1:35.410	115	3.926	1:32.787
110	1.894	1:42.765	110	3.026	2:03.364	110	2.413	2:10.943	115	2.916	1:35.297	110	4.692	1:34.425
115	2.498	1:43.369	115	3.612	2:03.346	115	3.398	2:11.342	33	3.926	1:38.136	21	5.357	1:32.700
21	3.919	1:44.790	21	4.825	2:03.138	21	3.418	2:10.149	21	4.434	1:36.795	33	6.762	1:34.613
15	4.695	1:45.566	15	5.482	2:03.019	15	5.835	2:11.909	15	12.692	1:42.636	127	2 LAPS	1:37.074
3	7.057	1:47.928	3	6.635	2:01.810	3	6.574	2:11.495	127	2 LAPS	1:40.790	15	22.516	1:41.601
17	12.812	1:53.683	17	8.291	1:57.711	17	9.004	2:12.269	3	16.891	1:46.096	3	29.904	1:44.790
						127	2 LAPS	6:03.797	17	22.247	1:49.022			

EERC ENDURO CHALLENGE

LAP CHART - RACE 2

(contd.)

Lap 11			Lap 12			Lap 13			Lap 14			Lap 15		
No	Behind	Laptime	No	Behind	Laptime	No	Behind	Laptime	No	Behind	Laptime	No	Behind	Laptime
102		1:31.370	102		1:32.439	102		1:32.729	102		1:31.490	21		1:31.259
21	8.611	1:31.529	3	1 LAP	1:43.465	21	5.694	1:31.257	21	6.195	1:31.991	110	0.805	1:31.507
110	11.263	1:31.008	17	3 LAPS	1:48.311	15	1 LAP	1:42.172	110	6.752	1:30.252	33	8.952	1:33.311
33	13.639	1:31.385	21	7.166	1:30.994	110	7.990	1:31.396	33	13.095	1:32.102	102	9.595	1:47.049
111	32.910	1:32.978	110	9.323	1:30.499	33	12.483	1:33.175	15	1 LAP	1:43.812	15	1 LAP	1:41.129
127	2 LAPS	1:32.450	33	12.037	1:30.837	3	1 LAP	1:43.637	3	1 LAP	1:42.146	111	27.742	1:32.186
15	1:29.931	1:42.612	111	32.700	1:32.229	17	3 LAPS	1:47.131	111	33.010	1:33.034	127	2 LAPS	1:33.066
			127	2 LAPS	1:32.689	111	31.466	1:31.495	17	3 LAPS	1:46.250	3	1 LAP	1:55.586
			115	4 LAPS	8:18.060P	127	2 LAPS	1:33.805	127	2 LAPS	1:32.042	17	3 LAPS	1:47.080
						115	4 LAPS	1:43.834	115	4 LAPS	1:35.858	115	4 LAPS	1:35.839

EERC ENDURO CHALLENGE

LAP CHART - RACE 2

(contd.)

Lap 16			Lap 17			Lap 18			Lap 19			Lap 20		
No	Behind	Laptime	No	Behind	Laptime	No	Behind	Laptime	No	Behind	Laptime	No	Behind	Laptime
110		1:30.703	110		1:31.304	110		1:32.745	110		1:32.731	110		1:32.126
21	1.215	1:32.723	21	5.512	1:35.601	21	6.258	1:33.491	21	6.813	1:33.286	102	6.367	1:31.421
102	9.694	1:31.607	102	9.566	1:31.176	102	7.637	1:30.816	102	7.072	1:32.166	21	9.442	1:34.755
33	13.185	1:35.741	33	15.512	1:33.631	33	14.805	1:32.038	17	4 LAPS	1:58.007	33	13.862	1:31.997
111	28.840	1:32.606	111	30.088	1:32.552	111	29.127	1:31.784	33	13.991	1:31.917	17	4 LAPS	1:46.682
127	2 LAPS	1:32.202	127	2 LAPS	1:40.064	127	2 LAPS	1:33.504	111	28.907	1:32.511	111	29.013	1:32.232
15	1 LAP	1:44.851	15	1 LAP	1:45.464	15	1 LAP	1:58.779	127	2 LAPS	1:32.491	127	2 LAPS	1:32.311
3	1 LAP	1:43.107	3	1 LAP	1:43.613	115	4 LAPS	1:36.191	115	4 LAPS	1:36.229	115	4 LAPS	1:34.957
17	3 LAPS	1:46.280	115	4 LAPS	1:35.311	3	1 LAP	1:43.572	3	1 LAP	1:42.885			
115	4 LAPS	1:35.273	17	3 LAPS	1:46.076				15	1 LAP	1:44.925			

EERC ENDURO CHALLENGE

LAP CHART - RACE 2

(contd.)

Lap 21			Lap 22			Lap 23			Lap 24			Lap 25		
No	Behind	Laptime	No	Behind	Laptime	No	Behind	Laptime	No	Behind	Laptime	No	Behind	Laptime
110		1:32.139	110		1:32.516	110		1:32.502	110		1:32.519	110		1:34.041
3	2 LAPS	1:40.272	102	4.891	1:31.873	102	2.641	1:30.252	102	0.568	1:30.446	102	0.360	1:33.833
102	5.534	1:31.306	21	11.771	1:33.239	33	14.606	1:34.342	33	15.540	1:33.453	33	14.911	1:33.412
15	2 LAPS	1:43.643	3	2 LAPS	1:40.137	21	19.241	1:39.972	111	33.050	1:33.018	15	3 LAPS	1:59.149
21	11.048	1:33.745	33	12.766	1:32.187	3	2 LAPS	1:44.274	3	2 LAPS	1:43.801	111	41.848	1:42.839
33	13.095	1:31.372	15	2 LAPS	1:46.696	111	32.551	1:34.503	127	2 LAPS	1:54.511	3	2 LAPS	1:45.134
111	28.712	1:31.838	111	30.550	1:34.354	127	2 LAPS	1:32.730	17	4 LAPS	1:47.822	127	2 LAPS	1:32.405
17	4 LAPS	1:46.832	127	2 LAPS	1:33.356	17	4 LAPS	1:46.182	115	4 LAPS	1:34.241	21	1 LAP	4:16.697P
127	2 LAPS	1:33.508	17	4 LAPS	1:48.021	15	2 LAPS	2:37.622P				115	4 LAPS	1:33.899
115	4 LAPS	1:33.592	115	4 LAPS	1:33.396	115	4 LAPS	1:34.838						

EERC ENDURO CHALLENGE

LAP CHART - RACE 2

(contd.)

Lap 26			Lap 27			Lap 28			Lap 29			Lap 30		
No	Behind	Laptime	No	Behind	Laptime	No	Behind	Laptime	No	Behind	Laptime	No	Behind	Laptime
102		1:31.682	102		1:30.619	102		1:31.215	102		1:30.762	102		1:30.252
110	0.951	1:32.993	110	1.180	1:30.848	110	1.232	1:31.267	110	1.466	1:30.996	3	3 LAPS	1:41.710
17	5 LAPS	1:46.324	115	5 LAPS	1:34.822	115	5 LAPS	1:32.226	115	5 LAPS	1:30.799	110	1.333	1:30.119
33	16.252	1:33.383	21	2 LAPS	1:49.198	33	22.071	1:34.187	33	24.579	1:33.270	115	5 LAPS	1:31.533
15	3 LAPS	1:41.301	33	19.099	1:33.466	21	2 LAPS	1:38.492	21	2 LAPS	1:36.649	33	28.049	1:33.722
111	42.726	1:32.920	17	5 LAPS	1:48.133	17	5 LAPS	1:46.152	111	47.217	1:31.725	21	2 LAPS	1:37.765
3	2 LAPS	1:44.744	15	3 LAPS	1:42.533	111	46.254	1:32.070	17	5 LAPS	1:47.384	111	48.911	1:31.946
127	2 LAPS	1:33.141	111	45.399	1:33.292	15	3 LAPS	1:43.954	15	3 LAPS	1:43.131	17	5 LAPS	1:45.174
			3	2 LAPS	1:42.612	127	2 LAPS	1:32.658	127	2 LAPS	1:32.784	127	2 LAPS	1:32.942
			127	2 LAPS	1:32.984	3	2 LAPS	1:40.697				15	3 LAPS	1:43.125

**EERC ENDURO CHALLENGE
LAP CHART - RACE 2**

(contd.)

Lap 31			Lap 32			Lap 33			Lap 34			Lap 35		
No	Behind	Laptime	No	Behind	Laptime	No	Behind	Laptime	No	Behind	Laptime	No	Behind	Laptime
102		1:30.775	102		1:30.860	102		1:32.145	102		1:30.320	102		1:31.252
115	5 LAPS	1:32.009	15	4 LAPS	1:43.993	17	6 LAPS	1:47.168	115	5 LAPS	1:32.063	110	9.694	1:31.033
110	8.786	1:38.228	115	5 LAPS	1:32.023	115	5 LAPS	1:31.892	110	9.913	1:31.412	115	5 LAPS	1:32.832
3	3 LAPS	1:44.373	110	9.265	1:31.339	110	8.821	1:31.701	17	6 LAPS	1:44.294	17	6 LAPS	1:45.224
33	30.587	1:33.313	3	3 LAPS	1:42.270	15	4 LAPS	1:45.881	15	4 LAPS	1:42.894	15	4 LAPS	1:43.968
111	49.382	1:31.246	33	32.832	1:33.105	33	34.354	1:33.667	33	38.091	1:34.057	33	42.993	1:36.154
127	2 LAPS	1:32.530	111	50.445	1:31.923	3	3 LAPS	1:48.700	3	3 LAPS	1:41.331	111	55.748	1:32.132
17	5 LAPS	1:44.486	127	2 LAPS	1:32.841	111	52.917	1:34.617	111	54.868	1:32.271	3	3 LAPS	1:41.544
						127	2 LAPS	1:36.446	127	2 LAPS	1:33.575	21	6 LAPS	8:04.115P

**EERC ENDURO CHALLENGE
LAP CHART - RACE 2**

(contd.)

Lap 46			Lap 47			Lap 48			Lap 49			Lap 50		
No	Behind	Laptime	No	Behind	Laptime	No	Behind	Laptime	No	Behind	Laptime	No	Behind	Laptime
102		1:29.113	102		1:30.436	102		1:28.135	102		1:28.371	102		1:27.983
17	10 LAPS	1:48.832	111	1 LAP	1:38.902	111	1 LAP	1:35.977	111	1 LAP	1:34.282	110	1 LAP	1:32.574
15	8 LAPS	1:40.169	21	7 LAPS	1:42.308	21	7 LAPS	1:39.240	110	1 LAP	1:31.793	111	1 LAP	1:44.094
110	1 LAP	1:31.673	110	1 LAP	1:37.613	110	1 LAP	1:32.726	21	7 LAPS	1:42.397	21	7 LAPS	1:40.949
127	4 LAPS	1:33.880	15	8 LAPS	1:43.315	15	8 LAPS	1:38.889	15	8 LAPS	1:37.697	15	8 LAPS	1:37.948
3	5 LAPS	1:42.228	17	10 LAPS	1:48.051	127	4 LAPS	1:34.136	127	4 LAPS	1:44.142	127	4 LAPS	1:34.326
115	7 LAPS	1:35.601	127	4 LAPS	1:35.685	17	10 LAPS	1:47.094	33	1 LAP	1:33.164	33	1 LAP	1:32.437
33	1 LAP	1:33.360	115	7 LAPS	1:34.549	115	7 LAPS	1:38.753	17	10 LAPS	1:46.837	115	7 LAPS	1:39.638
			33	1 LAP	1:33.411	33	1 LAP	1:32.954	115	7 LAPS	1:35.759	17	10 LAPS	1:50.998
			3	5 LAPS	1:43.571	3	5 LAPS	1:40.564	3	5 LAPS	1:39.200	3	5 LAPS	1:39.679

**EERC ENDURO CHALLENGE
LAP CHART - RACE 2**

(contd.)

Lap 51			Lap 52			Lap 53			Lap 54			Lap 55		
No	Behind	Laptime	No	Behind	Laptime	No	Behind	Laptime	No	Behind	Laptime	No	Behind	Laptime
102		1:28.221	102		1:30.821	102		1:29.890	102		1:31.114	102		2:14.779
110	1 LAP	1:32.065	17	11 LAPS	1:49.724	127	5 LAPS	1:38.307	127	5 LAPS	1:36.260	127	5 LAPS	2:07.528
111	1 LAP	1:35.841	3	6 LAPS	1:54.729	17	11 LAPS	1:47.905	3	6 LAPS	1:41.352	3	6 LAPS	1:46.093
15	8 LAPS	1:37.819	110	1 LAP	1:32.175	3	6 LAPS	1:42.447	17	11 LAPS	1:48.475	17	11 LAPS	1:50.425
33	1 LAP	1:32.138	111	1 LAP	1:34.062	110	1 LAP	1:33.716	110	1 LAP	1:41.284	110	1 LAP	1:50.509
115	7 LAPS	1:35.540	33	1 LAP	1:32.116	111	1 LAP	1:34.157	111	1 LAP	1:38.625	111	1 LAP	1:40.450
127	4 LAPS	2:02.805	115	7 LAPS	1:35.775	33	1 LAP	1:32.989	33	1 LAP	1:43.725	33	1 LAP	1:38.450
						115	7 LAPS	1:34.872	21	10 LAPS	6:39.097P	21	10 LAPS	1:56.512
									115	7 LAPS	2:00.583	115	7 LAPS	1:38.743

EERC ENDURO CHALLENGE

LAP CHART - RACE 2

(contd.)

Lap 56			Lap 57			Lap 58			Lap 59			Lap 60		
No	Behind	Laptime	No	Behind	Laptime	No	Behind	Laptime	No	Behind	Laptime	No	Behind	Laptime
102		2:19.708	102		2:23.024	102		1:29.029	102		1:30.686	102		1:29.765
127	5 LAPS	2:19.518	127	5 LAPS	2:23.141	127	5 LAPS	1:32.497	127	5 LAPS	1:32.688	127	5 LAPS	1:31.809
3	6 LAPS	2:10.409	3	6 LAPS	2:24.792	110	1 LAP	1:31.248	110	1 LAP	1:32.287	110	1 LAP	1:32.391
17	11 LAPS	2:01.713	110	1 LAP	2:25.657	111	1 LAP	1:33.924	111	1 LAP	1:32.286	111	1 LAP	1:32.089
110	1 LAP	2:02.003	17	11 LAPS	2:26.724	33	1 LAP	1:33.865	33	1 LAP	1:32.219	33	1 LAP	1:32.132
111	1 LAP	2:01.933	111	1 LAP	2:25.335	115	7 LAPS	1:35.638	115	7 LAPS	1:32.961	115	7 LAPS	1:31.281
33	1 LAP	1:41.418	33	1 LAP	2:25.198	17	11 LAPS	1:50.930	17	11 LAPS	1:46.817	3	6 LAPS	1:41.259
21	10 LAPS	1:48.644	21	10 LAPS	2:00.591	21	10 LAPS	1:46.070	3	6 LAPS	1:41.837	17	11 LAPS	1:46.073
115	7 LAPS	1:37.850	115	7 LAPS	1:58.150	3	6 LAPS	1:59.476	15	13 LAPS	1:39.027	15	13 LAPS	1:37.514
			15	13 LAPS	11:12.130	15	13 LAPS	1:41.718						

EERC ENDURO CHALLENGE

LAP CHART - RACE 2

(contd.)

Lap 61			Lap 62			Lap 63			Lap 64			Lap 65		
No	Behind	Laptime	No	Behind	Laptime	No	Behind	Laptime	No	Behind	Laptime	No	Behind	Laptime
102		1:29.553	102		1:29.902	102		1:34.872	102		2:05.675	102		2:24.766
127	5 LAPS	1:32.900	127	5 LAPS	1:32.556	17	12 LAPS	1:52.926	17	12 LAPS	2:00.692	17	12 LAPS	2:23.311
110	1 LAP	1:30.697	110	1 LAP	1:31.500	127	5 LAPS	1:39.933	127	5 LAPS	1:50.833	127	5 LAPS	2:23.077
111	1 LAP	1:32.221	111	1 LAP	1:32.492	110	1 LAP	1:41.924	110	1 LAP	1:49.477	110	1 LAP	2:22.917
33	1 LAP	1:32.146	33	1 LAP	1:32.353	111	1 LAP	1:40.273	111	1 LAP	1:46.818	111	1 LAP	2:23.198
115	7 LAPS	1:30.659	115	7 LAPS	1:30.619	33	1 LAP	1:44.834	33	1 LAP	1:46.608	33	1 LAP	2:19.444
3	6 LAPS	1:39.182	3	6 LAPS	1:46.336	115	7 LAPS	1:42.109	115	7 LAPS	1:46.551	115	7 LAPS	2:20.266
17	11 LAPS	1:48.767				3	6 LAPS	2:09.695	3	6 LAPS	1:52.648	3	6 LAPS	1:50.317

**EERC ENDURO CHALLENGE
LAP CHART - RACE 2**

(contd.)

Lap 66			Lap 67			Lap 68			Lap 69			Lap 70		
No	Behind	Laptime	No	Behind	Laptime	No	Behind	Laptime	No	Behind	Laptime	No	Behind	Laptime
102		2:21.141	102		2:15.234	102		2:18.181	102		2:15.997	102		1:29.394
17	12 LAPS	2:21.426	17	12 LAPS	2:14.903	17	12 LAPS	2:18.390	127	5 LAPS	2:16.998	127	5 LAPS	1:32.516
127	5 LAPS	2:20.979	127	5 LAPS	2:14.581	127	5 LAPS	2:18.526	17	12 LAPS	2:18.747	110	1 LAP	1:32.303
110	1 LAP	2:21.223	110	1 LAP	2:14.323	110	1 LAP	2:18.453	110	1 LAP	2:16.897	111	1 LAP	1:33.933
111	1 LAP	2:21.152	111	1 LAP	2:13.882	111	1 LAP	2:18.897	111	1 LAP	2:16.821	33	1 LAP	1:33.945
33	1 LAP	2:21.369	33	1 LAP	2:14.045	33	1 LAP	2:18.170	33	1 LAP	2:16.611	115	7 LAPS	1:34.416
115	7 LAPS	2:20.868	115	7 LAPS	2:15.218	115	7 LAPS	2:17.395	115	7 LAPS	2:16.429	3	6 LAPS	1:38.641
3	6 LAPS	1:49.067	3	6 LAPS	1:49.456	3	6 LAPS	2:13.565	3	6 LAPS	2:16.469	17	12 LAPS	1:49.392

**EERC ENDURO CHALLENGE
LAP CHART - RACE 2**

(contd.)

Lap 71			Lap 72			Lap 73			Lap 74			Lap 75		
No	Behind	Laptime	No	Behind	Laptime	No	Behind	Laptime	No	Behind	Laptime	No	Behind	Laptime
102		1:28.308	102		1:29.078	102		1:28.978						
127	5 LAPS	1:31.352	33	1 LAP	1:28.787	110	1 LAP	1:29.703						
110	1 LAP	1:31.349	110	1 LAP	1:32.580	33	1 LAP	1:30.840						
33	1 LAP	1:31.942	111	1 LAP	1:31.977	111	1 LAP	1:32.209						
111	1 LAP	1:33.041	115	7 LAPS	1:31.615	115	7 LAPS	1:32.379						
115	7 LAPS	1:32.330	3	6 LAPS	1:39.551	3	6 LAPS	1:46.002						
3	6 LAPS	1:38.084	127	5 LAPS	2:08.486	127	5 LAPS	1:37.033						
17	12 LAPS	1:47.925	17	12 LAPS	1:47.708	17	12 LAPS	1:49.814						

UNIROYAL TEAM CHALLENGE

PROVISIONAL RESULT - RACE 3

POS	NO	CL	DRIVER	NAT	CAR	TIME	LAPS	GAP	MPH	BEST
1	8		PL MOTORSPORT		Dubois UTC / VW	4:01:03.493	150		72.87	1:28.739
2	99		JPR MOTORSPORT 2		Dubois UTC / VW	4:01:05.252	150	1.759	72.87	1:27.824
3	4		BEN		Dubois UTC / VW	4:01:38.915	147	3 LAPS	71.24	1:29.934
4	53		PLR		Dubois UTC / VW	4:02:03.014	147	3 LAPS	71.12	1:28.278
5	7		TEAM ICONICS		Dubois UTC / VW	4:01:20.108	146	4 LAPS	70.85	1:31.218
6	47		ROBERT LEWIS M/SPORT		Dubois UTC / VW	4:02:04.917	146	4 LAPS	70.63	1:28.896
7	5		UNIROYAL TEAM DEALER		Dubois UTC / VW	4:01:53.842	144	6 LAPS	69.72	1:30.534
8	2		AUTO EXPRESS		Dubois UTC / VW	4:02:04.832	143	7 LAPS	69.18	1:30.476
9	92		NIGE SPEED		Dubois UTC / VW	4:01:04.961	141	9 LAPS	68.49	1:29.340
10	89		KEVIN WILLIAMS CARS		Dubois UTC / VW	4:01:31.096	138	12 LAPS	66.92	1:28.841
11	3		STAPLETONS TYRES		Dubois UTC / VW	4:02:09.763	138	12 LAPS	66.74	1:29.305
12	13		WADHAM RACING		Dubois UTC / VW	4:02:04.175	133	17 LAPS	64.34	1:30.217
13	11		JPR MOTORSPORT 1		Dubois UTC / VW	4:01:40.966	129	21 LAPS	62.51	1:29.059
NOT CLASSIFIED										
1			UNIROYAL TYRES - SKY		Dubois UTC / VW	4:01:20.684	47	N.C.F.	22.80	1:30.037
FASTEST LAP										
99			JPR MOTORSPORT 2		Dubois UTC / VW	1:27.824	146	80.01mph		128.77kph

Weather / Track : Changeable

MST Sports Timing

Snetterton
Circuit Length = 1.9520 miles.
Start: 14:47 End: 18:48

Clerk of Course	Timekeeper:
-----------------	-------------

UNIROYAL TEAM CHALLENGE

LAP CHART - RACE 3

Lap 1			Lap 2			Lap 3			Lap 4			Lap 5		
No	Behind	Laptime	No	Behind	Laptime	No	Behind	Laptime	No	Behind	Laptime	No	Behind	Laptime
89		1:52.308	8		1:43.209	8		1:41.364	8		1:41.220	8		1:41.311
53	1.142	1:53.450	89	0.590	1:44.971	89	3.276	1:44.050	89	5.768	1:43.712	89	7.826	1:43.369
8	1.172	1:53.480	53	2.486	1:45.725	53	5.007	1:43.885	53	6.578	1:42.791	53	8.201	1:42.934
2	1.397	1:53.705	11	3.392	1:45.301	11	5.771	1:43.743	4	7.026	1:42.126	4	8.648	1:42.933
11	2.472	1:54.780	2	4.127	1:47.111	4	6.120	1:42.935	7	8.356	1:41.655	7	9.475	1:42.430
7	2.755	1:55.063	7	4.273	1:45.899	7	7.921	1:45.012	11	9.157	1:44.606	99	10.382	1:41.989
4	4.233	1:56.541	4	4.549	1:44.697	2	8.024	1:45.261	99	9.704	1:42.833	11	11.272	1:43.426
5	4.354	1:56.662	99	5.562	1:45.524	99	8.091	1:43.893	2	11.644	1:44.840	47	12.687	1:42.320
99	4.419	1:56.727	47	5.854	1:44.313	47	8.803	1:44.313	47	11.678	1:44.095	92	13.117	1:42.418
1	5.861	1:58.169	5	6.910	1:46.937	92	9.776	1:43.968	92	12.010	1:43.454	5	15.077	1:43.336
47	5.922	1:58.230	92	7.172	1:45.036	5	10.628	1:45.082	5	13.052	1:43.644	2	16.037	1:45.704
92	6.517	1:58.825	1	8.759	1:47.279	1	11.395	1:44.000	1	13.636	1:43.461	1	16.351	1:44.026
13	7.628	1:59.936	13	9.462	1:46.215	13	12.980	1:44.882	13	15.943	1:44.183	13	18.653	1:44.021
3	10.329	2:02.637	3	15.548	1:49.600	3	26.068	1:51.884	3	35.440	1:50.592	3	43.695	1:49.566

**UNIROYAL TEAM CHALLENGE
LAP CHART - RACE 3**

(contd.)

Lap 6			Lap 7			Lap 8			Lap 9			Lap 10		
No	Behind	Laptime	No	Behind	Laptime	No	Behind	Laptime	No	Behind	Laptime	No	Behind	Laptime
8		1:40.757	8		1:40.775	8		1:40.278	8		1:40.212	8		1:40.297
89	10.012	1:42.943	89	12.074	1:42.837	89	15.127	1:43.331	99	17.120	1:42.080	99	18.572	1:41.749
53	10.793	1:43.349	53	12.583	1:42.565	99	15.252	1:42.854	89	18.275	1:43.360	92	19.072	1:40.688
4	11.014	1:43.123	99	12.676	1:42.099	4	16.251	1:43.562	92	18.681	1:42.524	89	20.637	1:42.659
99	11.352	1:41.727	4	12.967	1:42.728	92	16.369	1:42.792	4	18.957	1:42.918	4	20.978	1:42.318
7	12.687	1:43.969	7	13.729	1:41.817	53	16.855	1:44.550	53	19.736	1:43.093	53	21.485	1:42.046
11	13.290	1:42.775	92	13.855	1:41.156	7	17.177	1:43.726	7	20.398	1:43.433	47	21.786	1:41.629
92	13.474	1:41.114	11	15.795	1:43.280	47	18.702	1:42.900	47	20.454	1:41.964	11	23.462	1:42.360
47	14.424	1:42.494	47	16.080	1:42.431	11	19.069	1:43.552	11	21.399	1:42.542	7	23.609	1:43.508
5	17.459	1:43.139	5	20.001	1:43.317	5	24.810	1:45.087	5	28.035	1:43.437	5	31.183	1:43.445
2	19.078	1:43.798	2	21.169	1:42.866	2	25.483	1:44.592	2	28.952	1:43.681	2	31.738	1:43.083
1	19.447	1:43.853	13	25.739	1:43.959	13	28.634	1:43.173	13	31.946	1:43.524	13	34.861	1:43.212
13	22.555	1:44.659	3	1:02.531	1:50.229	3	1:12.436	1:50.183	3	1:22.579	1:50.355	3	1:32.024	1:49.742
3	53.077	1:50.139												

**UNIROYAL TEAM CHALLENGE
LAP CHART - RACE 3**

(contd.)

Lap 11			Lap 12			Lap 13			Lap 14			Lap 15		
No	Behind	Laptime	No	Behind	Laptime	No	Behind	Laptime	No	Behind	Laptime	No	Behind	Laptime
8		1:40.044	8		1:40.881	8		1:40.570	8		1:41.409	8		1:42.349
92	20.896	1:41.868	3	1 LAP	1:49.025	3	1 LAP	1:49.288	1	5 LAPS	1:43.199	92	23.217	1:41.875
99	21.545	1:43.017	1	5 LAPS	9:45.729P	1	5 LAPS	1:48.194	3	1 LAP	1:49.772	99	23.641	1:42.603
4	22.379	1:41.445	99	22.535	1:41.871	99	23.698	1:41.733	99	23.387	1:41.098	4	24.946	1:41.484
89	23.335	1:42.742	92	22.732	1:42.717	92	23.948	1:41.786	92	23.691	1:41.152	53	26.836	1:42.405
53	24.022	1:42.581	4	23.795	1:42.297	4	25.851	1:42.626	4	25.811	1:41.369	3	1 LAP	1:52.497
47	24.731	1:42.989	89	24.227	1:41.773	53	27.329	1:42.594	53	26.780	1:40.860	47	28.517	1:42.183
11	25.659	1:42.241	53	25.305	1:42.164	47	28.565	1:43.417	47	28.683	1:41.527	11	30.369	1:42.541
7	25.926	1:42.361	47	25.718	1:41.868	7	29.676	1:42.477	11	30.177	1:41.777	7	30.569	1:42.111
5	34.103	1:42.964	11	26.877	1:42.099	11	29.809	1:43.502	7	30.807	1:42.540	89	37.028	1:43.428
2	34.818	1:43.124	7	27.769	1:42.724	89	35.139	1:51.482	89	35.949	1:42.219	2	42.761	1:44.190
13	38.305	1:43.488	5	35.742	1:42.520	5	38.609	1:43.437	2	40.920	1:43.106	13	46.082	1:42.920
			2	36.581	1:42.644	2	39.223	1:43.212	13	45.511	1:42.953	5	53.424	1:43.855
			13	41.273	1:43.849	13	43.967	1:43.264	5	51.918	1:54.718	1	5 LAPS	2:24.835

UNIROYAL TEAM CHALLENGE

LAP CHART - RACE 3

(contd.)

Lap 16			Lap 17			Lap 18			Lap 19			Lap 20		
No	Behind	Laptime	No	Behind	Laptime	No	Behind	Laptime	No	Behind	Laptime	No	Behind	Laptime
8		1:40.573	8		1:40.597	8		1:40.797	8		1:40.152	8		1:40.148
92	26.220	1:43.576	92	28.000	1:42.377	53	29.134	1:40.771	53	29.650	1:40.668	53	30.327	1:40.825
99	26.711	1:43.643	53	29.160	1:42.064	92	29.666	1:42.463	99	32.492	1:42.294	99	33.743	1:41.399
4	27.016	1:42.643	4	29.241	1:42.822	4	29.760	1:41.316	92	35.856	1:46.342	47	39.809	1:42.726
53	27.693	1:41.430	99	30.165	1:44.051	99	30.350	1:40.982	47	37.231	1:41.917	7	40.120	1:42.294
47	32.163	1:44.219	89	1 LAP	3:15.348P	47	35.466	1:41.962	7	37.974	1:41.616	11	42.143	1:43.118
11	33.185	1:43.389	47	34.301	1:42.735	11	36.274	1:42.396	11	39.173	1:43.051	89	1 LAP	1:46.750
7	33.609	1:43.613	11	34.675	1:42.087	7	36.510	1:42.471	89	1 LAP	1:49.264	13	1:00.482	1:43.400
3	1 LAP	1:51.569	7	34.836	1:41.824	89	1 LAP	1:50.419	2	55.624	1:43.546	5	1:04.126	1:42.951
2	45.542	1:43.354	3	1 LAP	1:49.961	2	52.230	1:44.808	13	57.230	1:43.491	3	1 LAP	1:48.877
13	48.777	1:43.268	2	48.219	1:43.274	13	53.891	1:43.678	5	1:01.323	1:42.333	2	1:14.883	1:59.407
5	55.603	1:42.752	13	51.010	1:42.830	3	1 LAP	1:49.432	3	1 LAP	1:48.296	4	1:28.568	1:48.470
1	5 LAPS	1:44.382	5	57.820	1:42.814	5	59.142	1:42.119	4	1:20.246	2:30.638P			

**UNIROYAL TEAM CHALLENGE
LAP CHART - RACE 3**

(contd.)

Lap 21			Lap 22			Lap 23			Lap 24			Lap 25		
No	Behind	Laptime	No	Behind	Laptime	No	Behind	Laptime	No	Behind	Laptime	No	Behind	Laptime
8		1:39.451	8		1:40.542	8		1:40.828	8		1:39.681	8		2:17.163P
53	32.601	1:41.725	53	33.553	1:41.494	3	2 LAPS	2:19.937	3	2 LAPS	1:49.212	99	3.019	1:42.427
99	35.395	1:41.103	99	36.181	1:41.328	53	34.010	1:41.285	53	35.024	1:40.695	3	2 LAPS	1:51.547
47	42.278	1:41.920	7	42.955	1:40.977	99	36.491	1:41.138	99	37.755	1:40.945	47	9.956	1:41.024
7	42.520	1:41.851	47	44.369	1:42.633	7	43.285	1:41.158	92	4 LAPS	8:27.983P	92	4 LAPS	1:55.922
11	44.178	1:41.486	11	45.642	1:42.006	47	44.747	1:41.206	7	44.749	1:41.145	5	37.262	1:41.715
89	1 LAP	1:45.541	89	1 LAP	1:44.756	11	46.541	1:41.727	47	46.095	1:41.029	4	59.776	1:41.693
13	1:04.251	1:43.220	13	1:07.196	1:43.487	89	1 LAP	1:43.981	11	49.183	1:42.323	2	1:00.726	1:45.107
5	1:07.090	1:42.415	5	1:08.805	1:42.257	5	1:10.161	1:42.184	5	1:12.710	1:42.230	7	1:32.558	3:04.972P
2	1:19.919	1:44.487	2	1:24.207	1:44.830	13	1:12.028	1:45.660	89	1 LAP	1:43.209			
3	1 LAP	1:48.323	4	1:32.655	1:42.177	2	1:27.890	1:44.511	13	1:15.581	1:43.234			
4	1:31.020	1:41.903				4	1:34.056	1:42.229	2	1:32.782	1:44.573			
									4	1:35.246	1:40.871			

**UNIROYAL TEAM CHALLENGE
LAP CHART - RACE 3**

(contd.)

Lap 26			Lap 27			Lap 28			Lap 29			Lap 30		
No	Behind	Laptime	No	Behind	Laptime	No	Behind	Laptime	No	Behind	Laptime	No	Behind	Laptime
99		1:40.332	99		1:41.462	8		1:41.253	8		1:39.880	8		1:41.252
53	1 LAP	3:30.651P	7	1 LAP	1:52.902	53	1 LAP	1:45.086	7	1 LAP	1:44.096	7	1 LAP	1:45.452
8	4.468	1:47.819	8	5.535	1:42.529	11	1 LAP	1:40.602	11	1 LAP	1:40.344	11	1 LAP	1:39.292
47	8.868	1:42.263	53	1 LAP	1:47.089	3	3 LAPS	3:30.960P	53	1 LAP	1:43.284	53	1 LAP	1:39.725
3	2 LAPS	1:49.846	11	1 LAP	1:45.109	92	4 LAPS	1:43.486	92	4 LAPS	1:44.702	92	4 LAPS	1:44.420
11	1 LAP	3:23.845P	92	4 LAPS	1:44.831	5	1 LAP	1:52.340	3	3 LAPS	1:58.316	89	2 LAPS	1:41.403
92	4 LAPS	1:45.472	5	1 LAP	3:15.995P	89	2 LAPS	1:42.776	5	1 LAP	1:42.678	5	1 LAP	1:42.326
89	2 LAPS	3:21.064P	89	2 LAPS	1:46.674	4	1 LAP	1:49.203	89	2 LAPS	1:41.713	3	3 LAPS	1:52.937
13	1 LAP	3:32.366P	4	1 LAP	3:09.308P	13	1 LAP	1:42.913	2	1 LAP	3:04.840P	4	1 LAP	1:40.975
2	59.796	1:42.421	13	1 LAP	1:48.596	47	1:25.154	1:58.416	4	1 LAP	1:42.833	2	1 LAP	1:55.935
			2	1:02.883	1:44.549	99	1:26.057	3:12.845P	13	1 LAP	1:56.095	13	1 LAP	1:44.597
			47	1:13.526	2:46.120P				47	1:30.323	1:45.049	47	1:34.267	1:45.196
			7	1:46.718	1:46.071				99	1:35.304	1:49.127	99	1:36.757	1:42.705

UNIROYAL TEAM CHALLENGE

LAP CHART - RACE 3

(contd.)

Lap 31			Lap 32			Lap 33			Lap 34			Lap 35		
No	Behind	Laptime	No	Behind	Laptime	No	Behind	Laptime	No	Behind	Laptime	No	Behind	Laptime
8		1:38.946	8		1:39.902	8		1:37.258	8		1:37.724	8		1:38.047
11	1 LAP	1:38.706	47	1 LAP	1:45.246	99	1 LAP	1:40.144	99	1 LAP	1:38.679	99	1 LAP	1:37.780
53	1 LAP	1:40.831	11	1 LAP	1:38.443	47	1 LAP	1:40.620	11	1 LAP	1:37.370	11	1 LAP	1:35.904
7	1 LAP	1:45.014	53	1 LAP	1:40.185	11	1 LAP	1:37.629	47	1 LAP	1:41.037	47	1 LAP	1:38.950
92	4 LAPS	1:42.292	7	1 LAP	1:45.090	53	1 LAP	1:39.314	89	3 LAPS	2:48.452P	53	1 LAP	1:38.260
89	2 LAPS	1:40.789	92	4 LAPS	1:42.234	7	1 LAP	1:43.994	53	1 LAP	1:38.478	89	3 LAPS	1:43.732
5	1 LAP	1:40.219	89	2 LAPS	1:39.915	92	4 LAPS	1:40.833	7	1 LAP	1:42.269	7	1 LAP	1:41.339
4	1 LAP	1:41.460	5	1 LAP	1:40.407	5	1 LAP	1:39.829	5	1 LAP	1:39.464	5	1 LAP	1:38.188
3	3 LAPS	1:50.440	4	1 LAP	1:39.606	4	1 LAP	1:38.298	92	4 LAPS	1:41.061	92	4 LAPS	1:37.887
2	1 LAP	1:52.648	3	3 LAPS	1:46.656	3	3 LAPS	1:45.955	4	1 LAP	1:37.163	4	1 LAP	1:35.769
13	1 LAP	1:39.793	2	1 LAP	1:49.835	13	1 LAP	1:40.216	3	3 LAPS	1:45.133	3	3 LAPS	1:42.975
99	1:38.722	1:40.911	13	1 LAP	1:49.372	2	1 LAP	1:47.087	13	1 LAP	1:38.764	13	1 LAP	1:37.359
									2	1 LAP	1:45.954			

UNIROYAL TEAM CHALLENGE

LAP CHART - RACE 3

(contd.)

Lap 36			Lap 37			Lap 38			Lap 39			Lap 40		
No	Behind	Laptime	No	Behind	Laptime	No	Behind	Laptime	No	Behind	Laptime	No	Behind	Laptime
8		1:36.812	8		1:36.191	8		1:35.538	8		1:33.970	8		1:33.034
99	1 LAP	1:37.154	13	2 LAPS	1:50.489	13	2 LAPS	1:34.894	11	1 LAP	1:33.854	11	1 LAP	1:32.825
11	1 LAP	1:35.719	11	1 LAP	1:34.358	11	1 LAP	1:34.837	13	2 LAPS	1:35.050	13	2 LAPS	1:32.443
2	2 LAPS	1:44.605	99	1 LAP	1:36.395	99	1 LAP	1:34.779	99	1 LAP	1:35.555	99	1 LAP	1:33.531
47	1 LAP	1:38.815	47	1 LAP	1:39.514	47	1 LAP	1:37.781	3	4 LAPS	1:43.564	3	4 LAPS	1:39.981
53	1 LAP	1:37.408	2	2 LAPS	1:42.850	2	2 LAPS	1:40.720	53	1 LAP	1:36.930	53	1 LAP	1:35.210
89	3 LAPS	1:41.133	53	1 LAP	1:36.041	53	1 LAP	1:38.687	47	1 LAP	1:41.023	47	1 LAP	1:39.180
7	1 LAP	1:41.662	89	3 LAPS	1:40.593	89	3 LAPS	1:40.353	2	2 LAPS	1:38.901	2	2 LAPS	1:39.571
5	1 LAP	1:37.241	7	1 LAP	1:40.685	5	1 LAP	1:36.271	89	3 LAPS	1:41.237	89	3 LAPS	1:38.172
92	4 LAPS	1:37.592	5	1 LAP	1:35.726	4	1 LAP	1:36.307	5	1 LAP	1:34.415	4	1 LAP	1:32.976
4	1 LAP	1:34.632	92	4 LAPS	1:36.187	7	1 LAP	1:39.357	4	1 LAP	1:32.954	5	1 LAP	1:33.748
3	3 LAPS	1:42.894	4	1 LAP	1:34.583	92	4 LAPS	1:38.180	7	1 LAP	1:36.269	7	1 LAP	1:36.494
			3	3 LAPS	1:42.215				92	4 LAPS	1:36.043	92	4 LAPS	1:37.196

UNIROYAL TEAM CHALLENGE

LAP CHART - RACE 3

(contd.)

Lap 41			Lap 42			Lap 43			Lap 44			Lap 45		
No	Behind	Laptime	No	Behind	Laptime	No	Behind	Laptime	No	Behind	Laptime	No	Behind	Laptime
8		1:32.926	8		1:32.431	8		1:34.417	8		1:33.901	8		1:31.808
11	1 LAP	1:32.522	11	1 LAP	1:32.441	13	2 LAPS	1:33.700	99	1 LAP	1:32.448	13	2 LAPS	1:32.439
13	2 LAPS	1:32.192	13	2 LAPS	1:32.882	99	1 LAP	1:33.005	53	1 LAP	1:33.635	99	1 LAP	1:31.810
99	1 LAP	1:33.515	99	1 LAP	1:33.177	53	1 LAP	1:35.915	3	4 LAPS	1:38.475	53	1 LAP	1:33.377
3	4 LAPS	1:40.249	3	4 LAPS	1:39.171	3	4 LAPS	1:40.293	4	1 LAP	1:32.114	4	1 LAP	1:31.718
53	1 LAP	1:35.800	53	1 LAP	1:35.641	47	1 LAP	1:37.293	47	1 LAP	1:37.172	3	4 LAPS	1:39.588
47	1 LAP	1:39.427	47	1 LAP	1:36.984	2	2 LAPS	1:37.501	2	2 LAPS	1:37.307	47	1 LAP	1:35.903
2	2 LAPS	1:38.862	2	2 LAPS	1:37.286	4	1 LAP	1:32.647	5	1 LAP	1:33.878	5	1 LAP	1:33.272
5	1 LAP	1:33.604	4	1 LAP	1:31.744	5	1 LAP	1:34.178	89	3 LAPS	1:34.888	2	2 LAPS	1:36.529
4	1 LAP	1:34.421	5	1 LAP	1:35.337	89	3 LAPS	1:35.859	7	1 LAP	1:35.992	89	3 LAPS	1:33.863
89	3 LAPS	1:37.349	89	3 LAPS	1:36.314	7	1 LAP	1:35.715	92	5 LAPS	3:24.520P	7	1 LAP	1:35.778
92	4 LAPS	1:34.859	92	4 LAPS	1:34.655	11	1:30.059	1:31.933	11	1:28.852	1:32.694	92	5 LAPS	1:42.837
7	1 LAP	1:36.453	7	1 LAP	1:35.221	13	1 LAP	1:33.611				11	1:29.559	1:32.515
			11	1:32.543	1:32.235									

**UNIROYAL TEAM CHALLENGE
LAP CHART - RACE 3**

(contd.)

Lap 46			Lap 47			Lap 48			Lap 49			Lap 50		
No	Behind	Laptime	No	Behind	Laptime	No	Behind	Laptime	No	Behind	Laptime	No	Behind	Laptime
8		1:31.366	8		1:31.125	8		1:30.757	8		1:32.526	8		2:52.187P
13	2 LAPS	1:31.007	13	2 LAPS	1:31.906	11	1 LAP	1:32.220	13	2 LAPS	1:31.915	2	3 LAPS	3:21.870P
99	1 LAP	1:31.461	99	1 LAP	1:30.905	92	6 LAPS	1:35.904	99	1 LAP	1:32.743	92	7 LAPS	4:31.090P
53	1 LAP	1:33.366	53	1 LAP	1:33.396	13	2 LAPS	1:33.231	1	37 LAPS	53:48.386P	3	4 LAPS	1:39.237
4	1 LAP	1:31.598	4	1 LAP	1:32.086	99	1 LAP	1:32.120	53	1 LAP	1:32.859	99	15.278	1:31.780
5	1 LAP	1:36.575	5	1 LAP	1:33.465	53	1 LAP	1:33.476	4	1 LAP	1:31.422	11	1 LAP	3:17.888P
3	4 LAPS	1:40.138	47	1 LAP	1:34.984	4	1 LAP	1:31.978	5	1 LAP	1:31.921	4	53.573	1:30.086
47	1 LAP	1:38.586	89	3 LAPS	1:35.991	5	1 LAP	1:33.032	47	1 LAP	1:34.994	1	36 LAPS	1:34.221
2	2 LAPS	1:36.579	2	2 LAPS	1:37.297	47	1 LAP	1:34.304	3	4 LAPS	1:39.706	5	1 LAP	3:26.363P
89	3 LAPS	1:33.201	3	4 LAPS	1:41.886	2	2 LAPS	1:34.546	13	1 LAP	1:32.115	7	1 LAP	1:39.134
7	1 LAP	1:35.740	7	1 LAP	1:34.626	3	4 LAPS	1:39.058	99	1:35.685	1:31.495			
92	5 LAPS	1:34.822				7	1 LAP	1:34.549	53	2:14.157	1:33.064			
11	1:30.351	1:32.158				11	1:31.032	1:30.343	4	2:15.674	1:31.515			
									1	36 LAPS	1:42.030			
									47	2:44.665	1:37.264			
									7	1 LAP	3:03.924P			

UNIROYAL TEAM CHALLENGE

LAP CHART - RACE 3

(contd.)

Lap 51			Lap 52			Lap 53			Lap 54			Lap 55		
No	Behind	Laptime	No	Behind	Laptime	No	Behind	Laptime	No	Behind	Laptime	No	Behind	Laptime
8		1:36.795	8		1:33.839	8		1:31.544	8		1:32.225	8		1:31.006
99	14.610	1:36.127	7	2 LAPS	1:34.264	7	2 LAPS	1:31.972	7	2 LAPS	1:31.925	7	2 LAPS	1:31.727
2	3 LAPS	1:47.339	89	7 LAPS	8:12.417P	89	7 LAPS	1:36.581	89	7 LAPS	1:30.872	89	7 LAPS	1:30.918
92	7 LAPS	1:43.907	3	5 LAPS	3:13.231P	99	1 LAP	3:12.018P	99	1 LAP	1:36.686	99	1 LAP	1:31.608
13	2 LAPS	3:20.403P	2	3 LAPS	1:38.101	92	7 LAPS	1:35.378	92	7 LAPS	1:34.811	92	7 LAPS	1:33.502
53	1 LAP	3:05.577P	92	7 LAPS	1:36.950	2	3 LAPS	1:36.608	2	3 LAPS	1:35.179	2	3 LAPS	1:34.272
1	36 LAPS	1:35.579	5	2 LAPS	1:58.339	13	2 LAPS	1:35.065	13	2 LAPS	1:31.719	13	2 LAPS	1:31.279
			13	2 LAPS	1:36.895	3	5 LAPS	1:53.952	47	2 LAPS	1:35.175	4	1 LAP	1:32.495
			47	2 LAPS	3:51.588P	5	2 LAPS	1:47.422	4	1 LAP	1:33.258	47	2 LAPS	1:33.365
			4	1 LAP	2:53.770P	47	2 LAPS	1:39.759	3	5 LAPS	1:45.770	3	5 LAPS	1:43.617
			53	1 LAP	1:45.254	4	1 LAP	1:38.522	5	2 LAPS	1:46.164	5	2 LAPS	1:43.387
			1	36 LAPS	1:37.482	1	36 LAPS	1:32.529	1	36 LAPS	1:31.665	1	36 LAPS	1:32.347
						53	1 LAP	1:40.184	53	1 LAP	1:40.463	53	1 LAP	1:39.706

UNIROYAL TEAM CHALLENGE

LAP CHART - RACE 3

(contd.)

Lap 56			Lap 57			Lap 58			Lap 59			Lap 60		
No	Behind	Laptime	No	Behind	Laptime	No	Behind	Laptime	No	Behind	Laptime	No	Behind	Laptime
8		1:32.609	8		1:31.816	8		1:32.343	8		1:33.868	8		1:31.774
7	2 LAPS	1:31.867	7	2 LAPS	1:31.724	53	2 LAPS	1:35.449	89	7 LAPS	1:31.701	7	2 LAPS	1:33.041
89	7 LAPS	1:31.081	53	2 LAPS	1:38.728	89	7 LAPS	1:30.176	53	2 LAPS	1:37.731	3	6 LAPS	1:41.203
99	1 LAP	1:30.340	89	7 LAPS	1:29.916	99	1 LAP	1:31.138	5	3 LAPS	1:45.391	89	7 LAPS	1:30.931
92	7 LAPS	1:34.653	99	1 LAP	1:30.936	13	2 LAPS	1:32.609	99	1 LAP	1:30.943	53	2 LAPS	1:35.872
13	2 LAPS	1:30.909	13	2 LAPS	1:32.365	92	7 LAPS	1:32.788	13	2 LAPS	1:31.483	99	1 LAP	1:32.049
2	3 LAPS	1:34.633	92	7 LAPS	1:34.601	2	3 LAPS	1:45.766	92	7 LAPS	1:35.189	5	3 LAPS	1:42.997
4	1 LAP	1:33.268	2	3 LAPS	1:34.783	4	1 LAP	1:32.835	4	1 LAP	1:33.619	13	2 LAPS	1:31.649
47	2 LAPS	1:32.676	47	2 LAPS	1:32.756	1	36 LAPS	1:32.029	2	3 LAPS	1:36.580	92	7 LAPS	1:33.908
3	5 LAPS	1:42.392	4	1 LAP	1:34.347	3	5 LAPS	1:40.134	1	36 LAPS	1:46.222	4	1 LAP	1:31.899
1	36 LAPS	1:45.957	1	36 LAPS	1:32.925	7	1 LAP	1:33.330				2	3 LAPS	1:33.947
5	2 LAPS	1:46.311	3	5 LAPS	1:41.752							47	4 LAPS	4:49.009P
			5	2 LAPS	1:45.812									
			7	1 LAP	1:31.570									

UNIROYAL TEAM CHALLENGE

LAP CHART - RACE 3

(contd.)

Lap 61			Lap 62			Lap 63			Lap 64			Lap 65		
No	Behind	Laptime	No	Behind	Laptime	No	Behind	Laptime	No	Behind	Laptime	No	Behind	Laptime
8		1:32.571	8		1:30.279	8		1:32.323	8		1:59.773	8		1:56.214
7	2 LAPS	1:32.460	7	2 LAPS	1:32.724	89	7 LAPS	1:30.560	89	7 LAPS	1:58.647	89	7 LAPS	1:55.995
1	37 LAPS	1:34.505	89	7 LAPS	1:31.680	7	2 LAPS	1:33.638	7	2 LAPS	1:57.142	7	2 LAPS	1:55.855
89	7 LAPS	1:29.793	1	37 LAPS	1:33.300	1	37 LAPS	1:33.987	1	37 LAPS	1:56.402	1	37 LAPS	1:55.375
3	6 LAPS	1:40.013	99	1 LAP	1:30.791	99	1 LAP	1:30.249	99	1 LAP	1:47.485	99	1 LAP	1:54.914
53	2 LAPS	1:36.409	53	2 LAPS	1:35.746	53	2 LAPS	1:37.101	53	2 LAPS	2:04.565	53	2 LAPS	2:03.559
99	1 LAP	1:30.413	3	6 LAPS	1:46.570	13	2 LAPS	1:31.277	13	2 LAPS	2:03.950	13	2 LAPS	2:03.127
13	2 LAPS	1:32.094	13	2 LAPS	1:31.006	3	6 LAPS	1:44.904	3	6 LAPS	2:18.621	3	6 LAPS	1:55.788
5	3 LAPS	1:43.409	92	7 LAPS	1:34.285	92	7 LAPS	1:34.980	92	7 LAPS	2:15.339	92	7 LAPS	1:55.759
92	7 LAPS	1:33.452	5	3 LAPS	1:44.670	4	1 LAP	1:30.650	4	1 LAP	2:12.015	4	1 LAP	1:55.352
4	1 LAP	1:31.369	4	1 LAP	1:32.493	5	3 LAPS	1:42.946	5	3 LAPS	2:04.691	5	3 LAPS	1:55.826
2	3 LAPS	1:35.253	2	3 LAPS	1:36.740	47	4 LAPS	1:31.547	47	4 LAPS	1:59.511	47	4 LAPS	1:55.367
47	4 LAPS	1:36.547	47	4 LAPS	1:31.996	2	3 LAPS	1:35.379	2	3 LAPS	1:57.983	2	3 LAPS	1:55.282

UNIROYAL TEAM CHALLENGE

LAP CHART - RACE 3

(contd.)

Lap 66			Lap 67			Lap 68			Lap 69			Lap 70		
No	Behind	Laptime	No	Behind	Laptime	No	Behind	Laptime	No	Behind	Laptime	No	Behind	Laptime
8		1:29.795	8		1:29.832	8		1:30.418	8		1:29.376	8		1:31.220
89	7 LAPS	1:30.697	89	7 LAPS	1:28.841	99	1 LAP	1:28.592	99	1 LAP	1:29.279	3	7 LAPS	1:37.763
99	1 LAP	1:31.663	99	1 LAP	1:29.018	1	37 LAPS	1:31.088	1	37 LAPS	1:31.323	7	2 LAPS	1:34.501
7	2 LAPS	1:32.818	7	2 LAPS	1:33.797	7	2 LAPS	1:32.888	5	4 LAPS	1:42.692	5	4 LAPS	1:40.610
1	37 LAPS	1:32.871	1	37 LAPS	1:33.872	11	17 LAPS	1:35.052	7	2 LAPS	1:32.572	11	17 LAPS	1:33.309
53	2 LAPS	1:37.431	11	17 LAPS	1:37.118	53	2 LAPS	1:35.282	11	17 LAPS	1:33.648	4	1 LAP	1:31.330
13	2 LAPS	1:38.923	53	2 LAPS	1:35.005	4	1 LAP	1:30.603	53	2 LAPS	1:35.667	47	4 LAPS	1:32.428
4	1 LAP	1:31.933	13	2 LAPS	1:34.338	47	4 LAPS	1:30.758	4	1 LAP	1:30.824	92	7 LAPS	1:33.946
92	7 LAPS	1:33.217	4	1 LAP	1:30.128	92	7 LAPS	1:35.706	47	4 LAPS	1:31.143	53	2 LAPS	1:48.526
47	4 LAPS	1:31.605	47	4 LAPS	1:30.575	2	3 LAPS	1:35.586	92	7 LAPS	1:35.435	99	1:28.543	1:29.618
3	6 LAPS	1:40.209	92	7 LAPS	1:32.889	3	6 LAPS	1:37.305	2	3 LAPS	1:35.412	89	6 LAPS	1:33.436
2	3 LAPS	1:36.264	2	3 LAPS	1:36.336	89	6 LAPS	1:29.664	89	6 LAPS	1:29.733			
5	3 LAPS	1:43.428	3	6 LAPS	1:38.789				99	1:30.145	1:29.018			
			5	3 LAPS	1:43.230									
			89	6 LAPS	1:29.246									

**UNIROYAL TEAM CHALLENGE
LAP CHART - RACE 3**

(contd.)

Lap 71			Lap 72			Lap 73			Lap 74			Lap 75		
No	Behind	Laptime	No	Behind	Laptime	No	Behind	Laptime	No	Behind	Laptime	No	Behind	Laptime
8		1:31.900	8		1:31.815	8		1:33.472	99		1:29.150	99		1:29.793
2	4 LAPS	1:36.518	2	4 LAPS	1:33.007	2	4 LAPS	1:32.744	8	1.601	2:50.284P	53	3 LAPS	1:38.007
3	7 LAPS	1:36.196	3	7 LAPS	1:37.250	3	7 LAPS	1:39.867	89	8 LAPS	4:37.599P	8	10.041	1:38.233
7	2 LAPS	1:33.747	7	2 LAPS	1:33.373	7	2 LAPS	1:33.942	92	8 LAPS	1:41.652	3	8 LAPS	4:15.840P
5	4 LAPS	1:41.370	5	4 LAPS	1:42.611	5	4 LAPS	1:40.842	2	3 LAPS	1:33.533	92	8 LAPS	1:35.672
11	17 LAPS	1:32.490	11	17 LAPS	1:32.008	11	17 LAPS	1:31.900	7	2 LAPS	2:55.618P	2	3 LAPS	1:35.362
4	1 LAP	1:29.934	4	1 LAP	1:31.232	4	1 LAP	1:31.030	11	17 LAPS	2:44.129P	89	8 LAPS	1:42.100
47	4 LAPS	1:32.377	47	4 LAPS	1:31.317	47	4 LAPS	1:31.095	4	1:12.302	1:31.158	7	2 LAPS	1:41.359
92	7 LAPS	1:34.323	99	1:23.626	1:29.731	99	1:19.533	1:29.379	47	3 LAPS	1:32.093	11	17 LAPS	1:37.068
53	2 LAPS	1:36.888	53	2 LAPS	1:36.490	92	8 LAPS	3:07.982P				4	1:13.448	1:30.939
99	1:25.710	1:29.067				2	3 LAPS	1:33.403				5	4 LAPS	3:19.852P
89	6 LAPS	1:31.676				5	3 LAPS	1:39.984				53	2 LAPS	1:30.137
						4	2:29.827	1:30.155						
						47	3 LAPS	1:31.217						
						53	2 LAPS	2:46.190P						

UNIROYAL TEAM CHALLENGE

LAP CHART - RACE 3

(contd.)

Lap 76			Lap 77			Lap 78			Lap 79			Lap 80		
No	Behind	Laptime	No	Behind	Laptime	No	Behind	Laptime	No	Behind	Laptime	No	Behind	Laptime
8		1:32.615	8		1:30.963	8		1:31.454	8		1:34.951	8		1:31.637
92	8 LAPS	1:33.400	2	4 LAPS	2:58.477P	92	8 LAPS	1:32.719	5	5 LAPS	1:36.270	5	5 LAPS	1:31.228
89	8 LAPS	1:35.611	92	8 LAPS	1:34.472	2	4 LAPS	1:43.595	92	8 LAPS	1:32.266	92	8 LAPS	1:32.531
3	8 LAPS	1:47.657	89	8 LAPS	1:34.695	89	8 LAPS	1:33.372	2	4 LAPS	1:36.270	89	8 LAPS	1:32.515
7	2 LAPS	1:35.085	3	8 LAPS	1:42.986	7	2 LAPS	1:34.520	89	8 LAPS	1:33.141	2	4 LAPS	1:33.288
11	17 LAPS	1:31.376	7	2 LAPS	1:34.898	3	8 LAPS	1:41.687	7	2 LAPS	1:35.844	7	2 LAPS	1:34.603
47	4 LAPS	3:00.022P	4	1 LAP	2:38.621P	4	1 LAP	1:38.831	4	1 LAP	1:32.920	4	1 LAP	1:32.921
99	1:10.736	2:53.392P	11	17 LAPS	1:32.170	11	17 LAPS	1:32.099	11	17 LAPS	1:33.297	11	17 LAPS	1:32.568
53	2 LAPS	1:30.110	99	1:15.176	1:35.403	99	1:14.102	1:30.380	3	8 LAPS	1:41.791	3	8 LAPS	1:40.902
5	4 LAPS	1:40.193	47	4 LAPS	1:38.891	53	2 LAPS	1:29.153	99	1:09.808	1:30.657	99	1:07.447	1:29.276
			53	2 LAPS	1:30.603	47	4 LAPS	1:33.298	53	2 LAPS	1:28.760	53	2 LAPS	1:29.683
			5	4 LAPS	1:33.593				47	4 LAPS	1:33.515	47	4 LAPS	1:35.070

UNIROYAL TEAM CHALLENGE

LAP CHART - RACE 3

(contd.)

Lap 81			Lap 82			Lap 83			Lap 84			Lap 85		
No	Behind	Laptime	No	Behind	Laptime	No	Behind	Laptime	No	Behind	Laptime	No	Behind	Laptime
8		1:31.021	8		1:30.786	8		1:30.927	8		1:30.577	8		1:32.108
5	5 LAPS	1:31.946	5	5 LAPS	1:30.898	5	5 LAPS	1:31.134	5	5 LAPS	1:30.763	47	5 LAPS	1:34.329
92	8 LAPS	1:31.699	13	16 LAPS	23:34.359P	13	16 LAPS	1:39.980	13	16 LAPS	1:33.319	5	5 LAPS	1:31.335
89	8 LAPS	1:32.122	92	8 LAPS	1:32.690	92	8 LAPS	1:31.717	92	8 LAPS	1:32.107	3	9 LAPS	1:42.807
2	4 LAPS	1:32.857	89	8 LAPS	1:32.338	89	8 LAPS	1:32.491	89	8 LAPS	1:32.423	13	16 LAPS	1:31.675
4	1 LAP	1:31.688	2	4 LAPS	1:32.714	2	4 LAPS	1:32.834	2	4 LAPS	1:33.704	92	8 LAPS	1:32.209
7	2 LAPS	1:34.897	4	1 LAP	1:31.405	4	1 LAP	1:31.394	4	1 LAP	1:31.260	89	8 LAPS	1:33.548
11	17 LAPS	1:32.228	11	17 LAPS	1:31.458	11	17 LAPS	1:30.731	11	17 LAPS	1:31.162	2	4 LAPS	1:42.971
99	1:06.358	1:29.932	7	2 LAPS	1:33.800	7	2 LAPS	1:33.473	7	2 LAPS	1:33.304	4	1 LAP	1:31.642
53	2 LAPS	1:29.748	99	1:05.244	1:29.672	53	2 LAPS	1:31.334	99	1:04.526	1:28.347	11	17 LAPS	1:31.573
3	8 LAPS	1:40.189	53	2 LAPS	1:28.278	99	1:06.756	1:32.439	53	2 LAPS	1:29.428	7	2 LAPS	1:33.168
47	4 LAPS	1:34.280	3	8 LAPS	1:39.632	3	8 LAPS	1:40.659				53	2 LAPS	1:29.703
			47	4 LAPS	1:33.660	47	4 LAPS	1:33.687				99	1:02.583	1:30.165

**UNIROYAL TEAM CHALLENGE
LAP CHART - RACE 3**

(contd.)

Lap 86			Lap 87			Lap 88			Lap 89			Lap 90		
No	Behind	Laptime	No	Behind	Laptime	No	Behind	Laptime	No	Behind	Laptime	No	Behind	Laptime
8		1:31.008	8		1:32.600	8		1:32.826	8		1:30.590	99		1:30.130
5	5 LAPS	1:30.993	47	5 LAPS	1:32.721	47	5 LAPS	1:32.427	5	5 LAPS	1:31.625	8	7.784	2:33.997P
47	5 LAPS	1:32.169	13	16 LAPS	1:31.125	13	16 LAPS	1:30.514	47	5 LAPS	1:32.681	7	2 LAPS	1:33.837
3	9 LAPS	1:39.948	92	8 LAPS	1:31.973	92	8 LAPS	1:31.104	13	16 LAPS	1:30.217	5	4 LAPS	1:31.538
13	16 LAPS	1:31.165	3	9 LAPS	1:39.687	3	9 LAPS	1:37.140	92	8 LAPS	1:31.559	47	4 LAPS	1:33.590
92	8 LAPS	1:31.546	89	8 LAPS	1:32.822	89	8 LAPS	1:33.317	3	9 LAPS	1:38.134	11	19 LAPS	3:56.639P
89	8 LAPS	1:33.448	4	1 LAP	1:31.536	11	18 LAPS	2:58.405P	89	8 LAPS	1:34.241	13	15 LAPS	1:32.308
2	4 LAPS	1:34.491	2	4 LAPS	1:33.448	4	1 LAP	1:32.101	4	1 LAP	1:32.214	92	7 LAPS	1:30.972
4	1 LAP	1:33.657	53	2 LAPS	1:31.140	2	4 LAPS	1:32.163	2	4 LAPS	1:31.997	89	8 LAPS	2:50.071P
11	17 LAPS	1:35.945	99	1:00.033	1:30.133	53	2 LAPS	1:28.887	53	2 LAPS	1:29.768	4	1:26.772	1:32.131
7	2 LAPS	1:33.217	7	2 LAPS	1:36.382	99	56.395	1:29.188	99	56.083	1:30.278	53	1 LAP	1:28.915
53	2 LAPS	1:29.536	5	4 LAPS	1:32.439	7	2 LAPS	1:33.147	7	2 LAPS	1:33.171	3	8 LAPS	1:40.099
99	1:02.500	1:30.925							5	4 LAPS	1:32.007			
5	4 LAPS	1:30.872							47	4 LAPS	1:33.043			
									13	15 LAPS	1:32.990			
									92	7 LAPS	1:30.861			
									3	8 LAPS	1:39.392			
									4	2:20.854	1:31.320			
									2	3 LAPS	1:32.823			
									53	1 LAP	1:29.990			

UNIROYAL TEAM CHALLENGE

LAP CHART - RACE 3

(contd.)

Lap 91			Lap 92			Lap 93			Lap 94			Lap 95		
No	Behind	Laptime	No	Behind	Laptime	No	Behind	Laptime	No	Behind	Laptime	No	Behind	Laptime
99		1:29.769	99		1:29.332	99		1:29.383	99		1:28.519	99		1:30.064
2	4 LAPS	1:33.575	2	4 LAPS	1:32.602	4	1 LAP	1:31.572	4	1 LAP	1:32.057	4	1 LAP	1:32.325
8	16.011	1:37.996	3	9 LAPS	1:37.632	2	4 LAPS	1:34.605	2	4 LAPS	1:34.396	2	4 LAPS	1:34.359
7	2 LAPS	1:33.864	8	16.990	1:30.311	3	9 LAPS	1:37.889	8	21.934	1:31.851	8	22.676	1:30.806
5	4 LAPS	1:31.284	7	2 LAPS	1:32.012	8	18.602	1:30.995	3	9 LAPS	1:38.321	7	2 LAPS	1:33.024
47	4 LAPS	1:33.706	5	4 LAPS	1:30.777	7	2 LAPS	1:33.179	7	2 LAPS	1:32.918	3	9 LAPS	1:38.495
11	19 LAPS	1:37.151	47	4 LAPS	1:33.387	5	4 LAPS	1:31.890	5	4 LAPS	1:32.012	5	4 LAPS	1:31.549
13	15 LAPS	1:31.930	11	19 LAPS	1:32.748	47	4 LAPS	1:33.277	47	4 LAPS	1:33.175	47	4 LAPS	1:32.259
92	7 LAPS	1:30.532	13	15 LAPS	1:32.593	11	19 LAPS	1:32.557	11	19 LAPS	1:31.378	11	19 LAPS	1:31.331
89	8 LAPS	1:37.189	92	7 LAPS	1:31.095	92	7 LAPS	1:31.350	92	7 LAPS	1:30.562	92	7 LAPS	1:31.467
53	1 LAP	1:29.646	89	8 LAPS	1:32.389	13	15 LAPS	1:32.989	13	15 LAPS	1:31.770	13	15 LAPS	1:31.925
4	1:28.837	1:31.834	53	1 LAP	1:29.069	89	8 LAPS	1:32.504	89	8 LAPS	1:32.222	89	8 LAPS	1:31.675
						53	1 LAP	1:28.625	53	1 LAP	1:28.906	53	1 LAP	1:28.870

UNIROYAL TEAM CHALLENGE

LAP CHART - RACE 3

(contd.)

Lap 96			Lap 97			Lap 98			Lap 99			Lap 100		
No	Behind	Laptime	No	Behind	Laptime	No	Behind	Laptime	No	Behind	Laptime	No	Behind	Laptime
99		1:28.480	99		1:28.100	99		1:28.798	99		1:30.264	99		1:29.640
4	1 LAP	1:32.672	4	1 LAP	1:31.554	4	1 LAP	1:31.874	89	9 LAPS	1:31.339	8	1 LAP	2:42.507P
8	25.628	1:31.432	8	28.671	1:31.143	8	30.768	1:30.895	4	1 LAP	1:32.309	4	1 LAP	1:32.635
2	4 LAPS	1:34.874	2	4 LAPS	1:32.222	2	4 LAPS	1:33.012	5	4 LAPS	1:31.198	5	4 LAPS	1:31.274
7	2 LAPS	1:33.489	7	2 LAPS	1:33.235	7	2 LAPS	1:32.752	3	9 LAPS	1:37.965	7	3 LAPS	3:14.450P
3	9 LAPS	1:37.932	3	9 LAPS	1:37.415	5	4 LAPS	1:31.183	47	4 LAPS	1:31.882	92	8 LAPS	3:04.616P
5	4 LAPS	1:31.174	5	4 LAPS	1:30.889	3	9 LAPS	1:36.139	13	15 LAPS	1:31.487	47	4 LAPS	1:32.541
11	19 LAPS	1:31.778	11	19 LAPS	1:31.688	92	7 LAPS	1:31.444				13	15 LAPS	1:31.717
47	4 LAPS	1:33.038	92	7 LAPS	1:30.693	11	19 LAPS	1:32.194						
92	7 LAPS	1:30.523	47	4 LAPS	1:33.156	47	4 LAPS	1:31.961						
13	15 LAPS	1:31.552	13	15 LAPS	1:31.831	13	15 LAPS	1:31.830						
89	8 LAPS	1:31.853	53	1 LAP	1:29.364	53	1 LAP	1:29.410						
53	1 LAP	1:28.713	89	8 LAPS	1:30.962									

UNIROYAL TEAM CHALLENGE

LAP CHART - RACE 3

(contd.)

Lap 101			Lap 102			Lap 103			Lap 104			Lap 105		
No	Behind	Laptime	No	Behind	Laptime	No	Behind	Laptime	No	Behind	Laptime	No	Behind	Laptime
99		1:29.087	99		2:49.764P	99		1:37.351	99		1:32.002	99		1:32.174
53	3 LAPS	3:09.589P	92	8 LAPS	1:32.353	92	8 LAPS	1:32.205	5	5 LAPS	1:36.402	5	5 LAPS	1:31.953
2	6 LAPS	4:10.416P	3	10 LAPS	1:49.649	4	1 LAP	2:53.839P	92	8 LAPS	1:31.695	92	8 LAPS	1:31.253
8	1 LAP	1:36.307	13	16 LAPS	3:24.497P	8	27.149	1:31.417	8	26.045	1:30.898	8	23.914	1:30.043
4	1 LAP	1:31.827	8	33.083	1:31.156	13	16 LAPS	1:40.138	13	16 LAPS	1:34.501	13	16 LAPS	1:33.494
89	10 LAPS	3:35.408P	53	2 LAPS	1:35.959	3	10 LAPS	1:42.907	4	1 LAP	1:43.176	4	1 LAP	1:34.039
11	21 LAPS	3:56.008P	2	5 LAPS	1:39.052	53	2 LAPS	1:35.869	3	10 LAPS	1:39.559	53	2 LAPS	1:33.364
7	3 LAPS	1:33.981	89	9 LAPS	1:31.148	89	9 LAPS	1:31.975	53	2 LAPS	1:36.308	3	10 LAPS	1:41.404
3	10 LAPS	3:16.882P	11	20 LAPS	1:34.824	2	5 LAPS	1:39.622	89	9 LAPS	1:31.694	89	9 LAPS	1:31.386
92	8 LAPS	1:39.197	47	4 LAPS	1:32.986	47	4 LAPS	1:31.321	2	5 LAPS	1:37.911	47	4 LAPS	1:30.195
53	2 LAPS	1:42.017	7	2 LAPS	1:33.469	11	20 LAPS	1:36.046	47	4 LAPS	1:30.896	2	5 LAPS	1:37.236
8	1:51.691	1:31.100	5	4 LAPS	2:01.807P	7	2 LAPS	1:33.513	11	20 LAPS	1:32.610	11	20 LAPS	1:32.619
4	1:58.915	1:32.920							7	2 LAPS	1:32.974	7	2 LAPS	1:33.528
2	5 LAPS	1:46.866										5	4 LAPS	1:31.324
89	9 LAPS	1:37.841												
11	20 LAPS	1:40.294												
5	4 LAPS	2:52.151P												
47	4 LAPS	2:34.685P												
7	2 LAPS	1:33.333												

UNIROYAL TEAM CHALLENGE

LAP CHART - RACE 3

(contd.)

Lap 106			Lap 107			Lap 108			Lap 109			Lap 110		
No	Behind	Laptime	No	Behind	Laptime	No	Behind	Laptime	No	Behind	Laptime	No	Behind	Laptime
99		1:32.335	99		1:30.577	99		1:32.085	99		1:31.359	99		1:33.173
92	8 LAPS	1:30.834	5	5 LAPS	1:31.779	92	8 LAPS	1:30.612	92	8 LAPS	1:30.941	8	13.022	1:29.538
8	21.322	1:29.743	92	8 LAPS	1:30.506	8	18.592	1:29.759	8	16.657	1:29.424	89	10 LAPS	2:44.021P
13	16 LAPS	1:33.353	8	20.918	1:30.173	13	16 LAPS	1:33.266	13	16 LAPS	1:33.154	13	16 LAPS	1:32.823
4	1 LAP	1:33.754	13	16 LAPS	1:33.593	4	1 LAP	1:31.983	4	1 LAP	1:31.926	4	1 LAP	1:31.234
53	2 LAPS	1:32.802	4	1 LAP	1:32.210	53	2 LAPS	1:34.446	53	2 LAPS	1:35.949	53	2 LAPS	1:35.254
89	9 LAPS	1:32.361	53	2 LAPS	1:33.985	89	9 LAPS	1:31.809	47	4 LAPS	1:31.112	47	4 LAPS	1:31.069
3	10 LAPS	1:40.824	89	9 LAPS	1:31.266	47	4 LAPS	1:30.533	11	20 LAPS	1:33.392	11	20 LAPS	1:32.590
47	4 LAPS	1:30.242	47	4 LAPS	1:32.899	11	20 LAPS	1:33.244	3	10 LAPS	1:39.629	7	2 LAPS	1:33.872
11	20 LAPS	1:32.944	3	10 LAPS	1:39.872	3	10 LAPS	1:39.952	7	2 LAPS	1:33.016	3	10 LAPS	1:40.187
2	5 LAPS	1:37.141	11	20 LAPS	1:32.221	2	5 LAPS	1:37.049	2	5 LAPS	1:38.482	5	4 LAPS	1:31.591
7	2 LAPS	1:32.708	2	5 LAPS	1:36.689	7	2 LAPS	1:32.543	92	7 LAPS	1:30.481	92	7 LAPS	1:32.350
			7	2 LAPS	1:33.311	5	4 LAPS	1:31.759	5	4 LAPS	1:31.674			
			5	4 LAPS	1:31.080									

UNIROYAL TEAM CHALLENGE

LAP CHART - RACE 3

(contd.)

Lap 111			Lap 112			Lap 113			Lap 114			Lap 115		
No	Behind	Laptime	No	Behind	Laptime	No	Behind	Laptime	No	Behind	Laptime	No	Behind	Laptime
99		1:31.330	99		1:31.413	99		1:33.021	99		1:31.399	99		1:31.281
2	6 LAPS	1:38.310	5	5 LAPS	1:32.941	92	8 LAPS	1:40.062	5	5 LAPS	1:31.880	5	5 LAPS	1:31.420
8	11.157	1:29.465	2	6 LAPS	1:36.279	8	7.810	1:30.616	8	6.279	1:29.868	8	4.451	1:29.453
89	10 LAPS	1:39.724	3	11 LAPS	1:42.458	2	6 LAPS	1:36.410	92	8 LAPS	1:31.824	92	8 LAPS	1:30.502
4	1 LAP	1:31.201	8	10.215	1:30.471	3	11 LAPS	1:38.414	2	6 LAPS	1:35.666	2	6 LAPS	1:36.393
13	16 LAPS	1:32.383	4	1 LAP	1:32.284	4	1 LAP	1:31.942	3	11 LAPS	1:37.390	3	11 LAPS	1:37.644
47	4 LAPS	1:30.923	13	16 LAPS	1:32.270	13	16 LAPS	1:32.195	4	1 LAP	1:31.493	4	1 LAP	1:30.886
53	2 LAPS	1:36.039	89	10 LAPS	1:37.027	89	10 LAPS	1:33.274	13	16 LAPS	1:32.038	13	16 LAPS	1:32.358
11	20 LAPS	1:33.322	47	4 LAPS	1:30.380	47	4 LAPS	1:30.341	89	10 LAPS	1:34.464	89	10 LAPS	1:32.991
7	2 LAPS	1:32.214	53	2 LAPS	1:35.229	53	2 LAPS	1:35.346	47	4 LAPS	1:30.196	47	4 LAPS	1:29.729
92	7 LAPS	1:32.124	11	20 LAPS	1:32.446	11	20 LAPS	1:32.777	53	2 LAPS	1:35.589	53	2 LAPS	1:34.796
			7	2 LAPS	1:32.510	7	2 LAPS	1:32.977	11	20 LAPS	1:32.248	11	20 LAPS	1:31.992
			5	4 LAPS	1:32.774				7	2 LAPS	1:33.734	7	2 LAPS	1:33.866

**UNIROYAL TEAM CHALLENGE
LAP CHART - RACE 3**

(contd.)

Lap 116			Lap 117			Lap 118			Lap 119			Lap 120		
No	Behind	Laptime	No	Behind	Laptime	No	Behind	Laptime	No	Behind	Laptime	No	Behind	Laptime
8		1:29.349	8		1:29.146	8		1:29.583	8		1:29.845	8		1:31.172
5	5 LAPS	1:34.548	7	3 LAPS	1:33.396	7	3 LAPS	1:33.093	5	5 LAPS	1:31.307	92	8 LAPS	1:30.522
99	3.114	1:36.914	5	5 LAPS	1:30.607	5	5 LAPS	1:33.496	99	8.568	1:31.344	99	8.965	1:31.569
92	8 LAPS	1:31.496	99	4.399	1:30.431	99	7.069	1:32.253	92	8 LAPS	1:30.746	5	5 LAPS	1:32.774
2	6 LAPS	1:35.940	92	8 LAPS	1:30.946	92	8 LAPS	1:31.877	7	3 LAPS	1:33.714	7	3 LAPS	1:31.449
3	11 LAPS	1:36.876	2	6 LAPS	1:35.828	2	6 LAPS	1:36.174	2	6 LAPS	1:36.449	4	1 LAP	1:31.127
4	1 LAP	1:31.158	3	11 LAPS	1:36.698	4	1 LAP	1:31.655	4	1 LAP	1:31.501	2	6 LAPS	1:35.621
13	16 LAPS	1:32.403	4	1 LAP	1:31.398	3	11 LAPS	1:36.640	47	4 LAPS	1:30.548	47	4 LAPS	1:29.588
47	4 LAPS	1:30.695	13	16 LAPS	1:32.588	47	4 LAPS	1:29.892	13	16 LAPS	1:31.119	13	16 LAPS	1:31.401
89	10 LAPS	1:33.261	47	4 LAPS	1:30.411	13	16 LAPS	1:32.619	3	11 LAPS	1:37.836	3	11 LAPS	1:36.167
53	2 LAPS	1:34.148	89	10 LAPS	1:32.365	89	10 LAPS	1:32.586	89	10 LAPS	1:33.087	89	10 LAPS	1:33.158
11	20 LAPS	1:31.801	11	20 LAPS	1:33.385	11	20 LAPS	1:32.039	11	20 LAPS	1:32.256	11	20 LAPS	1:32.664
			53	2 LAPS	1:36.161	53	2 LAPS	1:34.726	53	2 LAPS	1:34.415			

UNIROYAL TEAM CHALLENGE

LAP CHART - RACE 3

(contd.)

Lap 121			Lap 122			Lap 123			Lap 124			Lap 125		
No	Behind	Laptime	No	Behind	Laptime	No	Behind	Laptime	No	Behind	Laptime	No	Behind	Laptime
8		1:30.443	8		1:29.394	8		1:29.082	8		1:29.041	8		1:29.202
53	3 LAPS	1:36.582	53	3 LAPS	1:34.737	99	12.455	1:31.081	11	21 LAPS	1:32.538	11	21 LAPS	1:32.118
99	9.804	1:31.282	99	10.456	1:30.046	5	5 LAPS	1:30.619	5	5 LAPS	1:31.439	92	9 LAPS	2:49.116P
5	5 LAPS	1:30.801	5	5 LAPS	1:30.534	92	8 LAPS	1:31.399	99	15.811	1:32.397	5	5 LAPS	1:32.007
7	3 LAPS	1:31.503	92	8 LAPS	1:30.950	53	3 LAPS	1:36.068	53	3 LAPS	1:34.094	2	7 LAPS	2:46.904P
92	8 LAPS	1:33.370	7	3 LAPS	1:31.218	7	3 LAPS	1:32.284	47	4 LAPS	1:30.361	47	4 LAPS	1:30.498
4	1 LAP	1:31.397	4	1 LAP	1:31.813	47	4 LAPS	1:30.102	4	1 LAP	1:32.365	13	17 LAPS	2:54.728P
47	4 LAPS	1:30.692	47	4 LAPS	1:29.651	4	1 LAP	1:32.580	89	10 LAPS	1:31.979	4	1 LAP	1:31.847
2	6 LAPS	1:35.036	13	16 LAPS	1:32.492	13	16 LAPS	1:32.492	7	3 LAPS	2:36.923P	89	10 LAPS	1:32.610
13	16 LAPS	1:31.639	2	6 LAPS	1:35.530	2	6 LAPS	1:34.110				99	1:22.772	2:36.163P
89	10 LAPS	1:33.111	89	10 LAPS	1:32.848	89	10 LAPS	1:32.855						
3	11 LAPS	1:37.850	3	11 LAPS	1:35.865	3	11 LAPS	1:36.590						
11	20 LAPS	1:32.006	11	20 LAPS	1:32.074									

**UNIROYAL TEAM CHALLENGE
LAP CHART - RACE 3**

(contd.)

Lap 126			Lap 127			Lap 128			Lap 129			Lap 130		
No	Behind	Laptime	No	Behind	Laptime	No	Behind	Laptime	No	Behind	Laptime	No	Behind	Laptime
8		1:29.553	8		2:04.972P	8		1:34.973	8		1:30.919	8		1:31.146
3	13 LAPS	3:09.915P	89	11 LAPS	2:36.487P	89	11 LAPS	1:35.194	89	11 LAPS	1:32.536	89	11 LAPS	1:33.353
7	4 LAPS	1:37.647	4	1 LAP	1:31.879	2	7 LAPS	1:31.978	2	7 LAPS	1:32.087	13	17 LAPS	1:31.803
11	21 LAPS	1:31.569	2	7 LAPS	1:33.238	13	17 LAPS	1:31.750	13	17 LAPS	1:31.732	2	7 LAPS	1:32.411
92	9 LAPS	1:40.270	13	17 LAPS	1:32.589	99	42.606	1:28.065	99	40.394	1:28.707	99	37.884	1:28.636
53	4 LAPS	2:55.561P	11	21 LAPS	2:39.246P	11	21 LAPS	1:36.842	11	21 LAPS	1:31.098	11	21 LAPS	1:30.628
47	4 LAPS	1:30.791	99	49.514	1:28.968	3	12 LAPS	1:31.662	3	12 LAPS	1:30.805	3	12 LAPS	1:31.453
2	7 LAPS	1:37.909	3	12 LAPS	1:31.633	7	3 LAPS	1:31.854	7	3 LAPS	1:31.249	7	3 LAPS	1:32.612
4	1 LAP	1:32.888	7	3 LAPS	1:33.049	4	1 LAP	2:16.348P	92	8 LAPS	1:30.714	92	8 LAPS	1:31.563
13	17 LAPS	1:36.198	92	8 LAPS	1:32.210	92	8 LAPS	1:31.138	53	3 LAPS	1:29.437	53	3 LAPS	1:29.212
99	1:25.518	1:32.299	47	4 LAPS	2:29.525P	47	4 LAPS	1:33.219	47	4 LAPS	1:30.983	47	4 LAPS	1:29.601
7	3 LAPS	1:33.721	5	5 LAPS	1:39.342	53	3 LAPS	1:30.959	5	5 LAPS	1:34.517	5	5 LAPS	1:35.055
3	12 LAPS	1:36.925	53	3 LAPS	1:31.393	5	5 LAPS	1:34.984	4	1 LAP	1:47.895			
5	5 LAPS	2:54.864P												
92	8 LAPS	1:31.733												
53	3 LAPS	1:35.999												

**UNIROYAL TEAM CHALLENGE
LAP CHART - RACE 3**

(contd.)

Lap 131			Lap 132			Lap 133			Lap 134			Lap 135		
No	Behind	Laptime	No	Behind	Laptime	No	Behind	Laptime	No	Behind	Laptime	No	Behind	Laptime
8		1:32.283	8		1:30.173	8		1:29.486	8		1:30.351	8		1:30.187
4	2 LAPS	1:41.540	4	2 LAPS	1:40.639	5	6 LAPS	1:34.498	5	6 LAPS	1:34.093	5	6 LAPS	1:33.250
89	11 LAPS	1:32.293	89	11 LAPS	1:32.126	4	2 LAPS	1:41.284	89	11 LAPS	1:32.525	99	28.236	1:28.993
13	17 LAPS	1:32.715	2	7 LAPS	1:31.880	89	11 LAPS	1:32.059	99	29.430	1:28.871	89	11 LAPS	1:31.512
2	7 LAPS	1:32.910	13	17 LAPS	1:32.944	2	7 LAPS	1:31.537	2	7 LAPS	1:31.282	2	7 LAPS	1:30.948
99	33.931	1:28.330	99	32.097	1:28.339	99	30.910	1:28.299	13	17 LAPS	1:32.092	13	17 LAPS	1:30.833
11	21 LAPS	1:30.835	11	21 LAPS	1:30.138	13	17 LAPS	1:31.374	4	2 LAPS	1:40.887	11	21 LAPS	1:29.978
3	12 LAPS	1:32.009	3	12 LAPS	1:31.350	11	21 LAPS	1:30.322	11	21 LAPS	1:29.942	4	2 LAPS	1:40.664
7	3 LAPS	1:32.841	7	3 LAPS	1:32.575	3	12 LAPS	1:33.215	3	12 LAPS	1:30.465	1102	LAPS	1:05:02.516P
53	3 LAPS	1:29.270	53	3 LAPS	1:29.422	7	3 LAPS	1:32.657	53	3 LAPS	1:29.762	3	12 LAPS	1:30.437
47	4 LAPS	1:29.906	47	4 LAPS	1:29.005	53	3 LAPS	1:30.241	7	3 LAPS	1:31.733	53	3 LAPS	1:29.471
92	8 LAPS	1:32.158	92	8 LAPS	1:29.340	47	4 LAPS	1:29.701	47	4 LAPS	1:31.303	47	4 LAPS	1:29.517
5	5 LAPS	1:35.092				92	8 LAPS	1:30.578	92	8 LAPS	1:29.990	92	8 LAPS	1:31.981
												7	3 LAPS	1:33.542

**UNIROYAL TEAM CHALLENGE
LAP CHART - RACE 3**

(contd.)

Lap 136			Lap 137			Lap 138			Lap 139			Lap 140		
No	Behind	Laptime	No	Behind	Laptime	No	Behind	Laptime	No	Behind	Laptime	No	Behind	Laptime
8		1:29.721	8		1:34.254	8		1:29.648	8		1:29.847	8		1:30.032
5	6 LAPS	1:32.638	89	12 LAPS	2:36.562P	89	12 LAPS	1:35.284	89	12 LAPS	1:31.171	89	12 LAPS	1:31.154
99	26.837	1:28.322	5	6 LAPS	1:32.396	5	6 LAPS	1:32.611	5	6 LAPS	1:33.889	99	16.588	1:28.630
2	7 LAPS	1:31.690	99	20.903	1:28.320	99	19.886	1:28.631	99	17.990	1:27.951	5	6 LAPS	1:31.864
13	17 LAPS	1:31.393	2	7 LAPS	1:32.070	13	17 LAPS	1:31.987	13	17 LAPS	1:31.995	11	21 LAPS	1:31.587
11	21 LAPS	1:30.714	13	17 LAPS	1:31.259	2	7 LAPS	1:32.338	2	7 LAPS	1:32.302	2	7 LAPS	1:32.848
4	2 LAPS	1:41.465	11	21 LAPS	1:30.367	11	21 LAPS	1:30.110	11	21 LAPS	1:29.059	13	17 LAPS	1:33.686
1102	LAPS	1:39.796	1102	LAPS	1:31.673	53	3 LAPS	1:30.591	53	3 LAPS	1:29.320	53	3 LAPS	1:30.521
3	12 LAPS	1:30.551	4	2 LAPS	1:39.835	3	12 LAPS	1:30.546	3	12 LAPS	1:29.501	47	4 LAPS	1:29.262
53	3 LAPS	1:28.699	53	3 LAPS	1:29.647	47	4 LAPS	1:30.405	47	4 LAPS	1:28.896	3	12 LAPS	1:30.430
47	4 LAPS	1:29.438	3	12 LAPS	1:31.407	92	8 LAPS	1:31.673	92	8 LAPS	1:30.722	92	8 LAPS	1:30.970
92	8 LAPS	1:31.049	47	4 LAPS	1:29.435	4	2 LAPS	1:39.458	4	2 LAPS	1:34.064	1102	LAPS	1:33.061
7	3 LAPS	1:31.823	92	8 LAPS	1:29.776	1102	LAPS	1:45.912	1102	LAPS	1:32.989	4	2 LAPS	1:34.385
			7	3 LAPS	1:33.027	7	3 LAPS	1:33.116	7	3 LAPS	1:32.572	7	3 LAPS	1:32.267

UNIROYAL TEAM CHALLENGE

LAP CHART - RACE 3

(contd.)

Lap 141			Lap 142			Lap 143			Lap 144			Lap 145		
No	Behind	Laptime	No	Behind	Laptime	No	Behind	Laptime	No	Behind	Laptime	No	Behind	Laptime
8		1:29.567	8		1:28.739	8		1:30.577	8		1:30.693	8		1:30.170
89	12 LAPS	1:31.570	99	14.670	1:28.232	4	3 LAPS	1:34.661	7	4 LAPS	1:32.889	7	4 LAPS	1:31.963
99	15.177	1:28.156	89	12 LAPS	1:31.064	1103	LAPS	1:35.860	1103	LAPS	1:31.348	1103	LAPS	1:31.826
5	6 LAPS	1:32.292	5	6 LAPS	1:32.987	99	12.521	1:28.428	4	3 LAPS	1:35.390	99	8.337	1:28.264
11	21 LAPS	1:29.300	11	21 LAPS	1:29.664	89	12 LAPS	1:30.383	99	10.243	1:28.415	4	3 LAPS	1:34.011
2	7 LAPS	1:30.476	2	7 LAPS	1:31.324	5	6 LAPS	1:33.106	89	12 LAPS	1:31.158	89	12 LAPS	1:31.243
13	17 LAPS	1:31.029	13	17 LAPS	1:30.759	11	21 LAPS	1:29.382	5	6 LAPS	1:32.639	5	6 LAPS	1:33.459
53	3 LAPS	1:29.311	53	3 LAPS	1:29.538	13	17 LAPS	1:30.763	11	21 LAPS	1:29.824	11	21 LAPS	1:29.890
47	4 LAPS	1:29.304	47	4 LAPS	1:29.213	2	7 LAPS	1:31.312	2	7 LAPS	1:32.336	13	17 LAPS	1:32.169
3	12 LAPS	1:29.496	3	12 LAPS	1:29.305	53	3 LAPS	1:30.447	13	17 LAPS	1:32.636	2	7 LAPS	1:34.964
92	8 LAPS	1:31.592	92	8 LAPS	1:31.085	47	4 LAPS	1:30.459	53	3 LAPS	1:29.449	53	3 LAPS	1:29.267
1102	LAPS	1:33.628	7	3 LAPS	1:32.961	3	12 LAPS	1:30.276	47	4 LAPS	1:29.558	47	4 LAPS	1:29.486
4	2 LAPS	1:33.403				92	8 LAPS	1:31.049	3	12 LAPS	1:29.840	3	12 LAPS	1:29.548
7	3 LAPS	1:31.569							92	8 LAPS	1:31.424	92	8 LAPS	1:31.149

**UNIROYAL TEAM CHALLENGE
LAP CHART - RACE 3**

(contd.)

Lap 146			Lap 147			Lap 148			Lap 149			Lap 150		
No	Behind	Laptime	No	Behind	Laptime	No	Behind	Laptime	No	Behind	Laptime	No	Behind	Laptime
8		1:29.879	8		1:30.066	8		1:29.245	8		1:29.129	8		1:29.188
7	4 LAPS	1:31.958	99	5.081	1:28.865	99	4.021	1:28.185	99	2.944	1:28.052	92	9 LAPS	1:32.298
99	6.282	1:27.824	7	4 LAPS	1:31.727	7	4 LAPS	1:31.740	7	4 LAPS	1:32.730	99	1.759	1:28.003
	1103 LAPS	1:34.739		1103 LAPS	1:30.037		1103 LAPS	1:30.659		1103 LAPS	1:32.713	7	4 LAPS	1:32.562
4	3 LAPS	1:34.430	4	3 LAPS	1:35.296	89	12 LAPS	1:31.809	89	12 LAPS	1:31.677		1103 LAPS	1:32.705
89	12 LAPS	1:31.302	89	12 LAPS	1:31.301	4	3 LAPS	1:34.904	4	3 LAPS	1:34.809	89	12 LAPS	1:32.613
5	6 LAPS	1:32.870	11	21 LAPS	1:29.369	11	21 LAPS	1:29.288	11	21 LAPS	1:29.460	4	3 LAPS	1:34.334
11	21 LAPS	1:29.233	5	6 LAPS	1:32.455	5	6 LAPS	1:32.168	5	6 LAPS	1:32.772	11	21 LAPS	1:29.571
13	17 LAPS	1:32.235	13	17 LAPS	1:31.645	13	17 LAPS	1:31.945	13	17 LAPS	1:31.588	5	6 LAPS	1:33.464
2	7 LAPS	1:32.068	2	7 LAPS	1:30.997	2	7 LAPS	1:31.112	2	7 LAPS	1:31.020	53	3 LAPS	1:28.382
53	3 LAPS	1:29.665	53	3 LAPS	1:28.854	53	3 LAPS	1:28.974	53	3 LAPS	1:28.887	13	17 LAPS	1:32.694
47	4 LAPS	1:29.587	47	4 LAPS	1:29.365	47	4 LAPS	1:29.035	47	4 LAPS	1:29.028	2	7 LAPS	1:32.887
3	12 LAPS	1:29.860	3	12 LAPS	1:29.688	3	12 LAPS	1:30.170	3	12 LAPS	1:30.003	47	4 LAPS	1:29.116
92	8 LAPS	1:33.048	92	8 LAPS	1:30.841	92	8 LAPS	1:31.679				3	12 LAPS	1:29.980

DUNLOP NATIONAL SUPERSPORTS CHAMPIONSHIP - 1

PROVISIONAL QUALIFYING TIMES - RACE 6

POS	NO	CL	DRIVER	NAT	CAR	TIME	LAPS	GAP	MPH
1	11	SP1	Lance ROBINSON		Zeus Challenger / Vauxhall	1:08.533	14		102.53
2	14	SP1	David PEGLEY		Nemesis RME99 / Vauxhall	1:09.005	12	0.472	101.83
3	57	SP3	Bob BROOKS		Radical Prosport / Suzuki	1:10.821	16	2.288	99.22
4	10	SP1	Simeon MAURER		Nemesis RME99 / Vauxhall	1:10.867	10	2.334	99.16
5	35	SP2	Nick BARNETT		Lola T86-90 / Ford Williams	1:11.643	12	3.110	98.08
6	54	SP3	Robert OLDERSHAW JNR		Radical Prosport / Suzuki	1:11.752	16	3.219	97.93
7	87	SP3	Roger MAYERS		Radical Prosport / Suzuki	1:12.036	8	3.503	97.55
8	40	SP2	M.ST CLAIR-JOHNSON		Phantom P96 / Vauxhall	1:12.378	14	3.845	97.09
9	61	SP2	Richard ATKINSON		Nemesis RME 97-98 / Vauxhall	1:12.597	15	4.064	96.79
10	2	SP1	Paul GIBSON		Nemesis RME00 / Harrison Vauxha	1:13.322	3	4.789	95.84
11	18	SP1	Andy MIDDLETON		Mallock P21 / Forest Pine Vauxh	1:15.178	12	6.645	93.47
12	17	SP1	Neil RIDDIFORD		Chiron Supersports / Swindon Va	1:18.783	6	10.250	89.19
13	37	SP2	Mike FRY		Brytec Bullet / Yamaha R1	1:21.719	4	13.186	85.99

Car 37 requires a transponder
Weather / Track : Misty / Dry

Snetterton
Circuit Length = 1.9520 miles.
Start: 09:00 End: 09:20

MST Sports Timing

Clerk of Course		Timekeeper:
-----------------	--	-------------

DUNLOP NATIONAL SUPERSPORTS CHAMPIONSHIP - 1

QUALIFYING LAP ANALYSIS - RACE 6

2	Paul GIBSON	Nemesis RME00 / Harrison Vauxha	
1 - 1:26.164 2 - 1:15.472 3 - 1:13.322			
10	Simeon MAURER	Nemesis RME99 / Vauxhall	
1 - 1:32.891 6 - 1:12.879 2 - 1:20.977 7 - 5:06.381 3 - 1:15.325 8 - 1:13.852 4 - 1:15.285 9 - 1:11.844 5 - 1:16.596 10 - 1:10.867			
11	Lance ROBINSON	Zeus Challenger / Vauxhall	
1 - 1:51.126 6 - 1:09.457 11 - 1:08.533 2 - 1:15.048 7 - 1:09.088 12 - 3:59.092 3 - 1:11.238 8 - 1:09.001 13 - 1:10.484 4 - 1:11.060 9 - 1:12.011 14 - 1:10.220 5 - 1:10.381 10 - 1:12.348			
14	David PEGLEY	Nemesis RME99 / Vauxhall	
1 - 1:58.897 6 - 1:10.957 11 - 1:26.123 2 - 1:15.562 7 - 1:10.908 12 - 1:13.416 3 - 1:17.645 8 - 1:10.586 4 - 4:11.934 9 - 1:09.005 5 - 1:12.618 10 - 1:09.379			
17	Neil RIDDIFORD	Chiron Supersports / Swindon Va	
1 - 5:59.402 6 - 1:22.291 2 - 1:29.650 3 - 8:17.030 4 - 1:30.404 5 - 1:18.783			
18	Andy MIDDLETON	Mallock P21 / Forest Pine Vauxh	
1 - 1:52.501 6 - 1:15.597 11 - 1:21.835 2 - 1:20.393 7 - 1:18.988 12 - 1:19.910 3 - 1:20.173 8 - 1:16.475 4 - 1:16.148 9 - 1:22.079 5 - 1:17.245 10 - 1:15.178			
35	Nick BARNETT	Lola T86-90 / Ford Williams	
1 - 1:45.032 6 - 1:13.899 11 - 1:11.643 2 - 1:33.065 7 - 1:12.967 12 - 1:15.453 3 - 4:18.389 8 - 1:12.378 4 - 1:14.708 9 - 1:14.912 5 - 1:14.137 10 - 1:15.266			

DUNLOP NATIONAL SUPERSPORTS CHAMPIONSHIP - 1

QUALIFYING LAP ANALYSIS - RACE 6

(contd.)

37	Mike FRY	Brytec Bullet / Yamaha R1			
	1 - 1:47.606				
	2 - 1:23.777				
	3 - 1:23.621				
	4 - 1:21.719				
40	M.ST CLAIR-JOHNSON	Phantom P96 / Vauxhall			
	1 - 1:53.212	6 - 1:13.832	11 - 1:12.378		
	2 - 1:20.326	7 - 1:13.281	12 - 1:14.660		
	3 - 1:20.032	8 - 1:13.491	13 - 1:13.084		
	4 - 1:16.504	9 - 1:13.792	14 - 1:15.257		
	5 - 1:15.926	10 - 1:13.225			
54	Robert OLDERSHAW JNR	Radical Prosport / Suzuki			
	1 - 1:33.389	6 - 1:12.790	11 - 1:12.171	16 - 1:12.628	
	2 - 1:20.701	7 - 1:12.527	12 - 1:11.752		
	3 - 1:15.674	8 - 1:12.525	13 - 1:12.015		
	4 - 1:14.091	9 - 1:12.511	14 - 1:11.782		
	5 - 1:13.049	10 - 1:12.294	15 - 1:12.428		
57	Bob BROOKS	Radical Prosport / Suzuki			
	1 - 1:59.936	6 - 1:11.748	11 - 1:13.835	16 - 1:13.589	
	2 - 1:19.075	7 - 1:11.021	12 - 1:16.507		
	3 - 1:16.289	8 - 1:12.511	13 - 1:10.828		
	4 - 1:14.954	9 - 1:10.821	14 - 1:10.879		
	5 - 1:13.015	10 - 1:11.181	15 - 1:11.431		
61	Richard ATKINSON	Nemesis RME 97-98 / Vauxhall			
	1 - 1:49.620	6 - 1:15.107	11 - 1:12.597		
	2 - 1:23.449	7 - 1:14.202	12 - 1:14.028		
	3 - 1:21.975	8 - 1:13.765	13 - 1:13.243		
	4 - 1:17.499	9 - 1:13.860	14 - 1:17.678		
	5 - 1:14.760	10 - 1:13.170	15 - 1:14.629		
87	Roger MAYERS	Radical Prosport / Suzuki			
	1 - 1:35.273	6 - 6:05.182			
	2 - 1:16.648	7 - 1:13.509			
	3 - 1:12.797	8 - 1:14.510			
	4 - 1:12.036				
	5 - 1:12.117				

Car 37 requires a transponder
Weather / Track : Misty / Dry

www.mstworld.com

MST Sports Timing


Page 2 of 2

Snetterton
Circuit Length = 1.9520 miles.
Start: 09:00 End: 09:20
Issued - 09:24 Sunday, 12 May 2002

DUNLOP NATIONAL SUPERSPORTS CHAMPIONSHIP - 1

GRID - RACE 6

ROW 7	1:21.719 37 FRY	
ROW 6	1:15.178 18 MIDDLETON	1:18.783 17 RIDDIFORD
ROW 5	1:12.597 61 ATKINSON	1:13.322 2 GIBSON
ROW 4	1:12.036 87 MAYERS	1:12.378 40 M.ST CLAIR-JOHNSON
ROW 3	1:11.643 35 BARNETT	1:11.752 54 OLDERSHAW JNR
ROW 2	1:10.821 57 BROOKS	1:10.867 10 MAURER
ROW 1	1:08.533 11 ROBINSON	1:09.005 14 PEGLEY
POLE		



Car 37 requires a transponder
Weather / Track : Misty / Dry

Snetterton
Circuit Length = 1.9520 miles.
Start: 09:00 End: 09:20

MST Sports Timing

Clerk of Course		Timekeeper:
-----------------	--	-------------

FIAT RACING CHALLENGE - 1

PROVISIONAL QUALIFYING TIMES - RACE 5

POS	NO	CL	DRIVER	NAT	CAR	TIME	LAPS	GAP	MPH
1	27		James LEVY		Fiat Uno	1:30.574	8		77.58
2	41		Mark JAMES		Fiat Uno	1:31.231	10	0.657	77.02
3	1		Adrian MILLER		Fiat Uno	1:31.546	7	0.972	76.76
4	4		Martin RIMAN		Fiat 127 GT	1:31.813	10	1.239	76.53
5	69		Mark BRADEN		Fiat Uno	1:32.416	10	1.842	76.03
6	2		Jason GREATREX		Fiat Uno	1:32.982	10	2.408	75.57
7	53		Mark SNELLING		Fiat Uno	1:34.663	10	4.089	74.23
8	52		Michael RALPH		Fiat 127 GT	1:37.205	9	6.631	72.29
9	45		Alan JONES		Fiat Uno	1:37.583	9	7.009	72.01
10	49		Vic CRAVEN		Fiat Uno	1:38.008	8	7.434	71.70
11	77		Westley EVANS		Fiat Uno	1:38.232	9	7.658	71.53
12	78		Peter STOCKTON		Fiat Uno	1:39.928	9	9.354	70.32
13	68		John TOWNSHEND		Fiat Uno	1:40.014	9	9.440	70.26
14	84		P.A. BARRETT		Fiat Uno	1:42.891	9	12.317	68.29
15	16		James GREENALL		Fiat uno	2:00.139	3	29.565	58.49

Weather / Track : Misty / Dry

MST Sports Timing

Snetterton
Circuit Length = 1.9520 miles.
Start: 09:25 End: 09:40

Clerk of Course		Timekeeper:
-----------------	--	-------------

FIAT RACING CHALLENGE - 1

QUALIFYING LAP ANALYSIS - RACE 5

1	Adrian MILLER	Fiat Uno
1 - 2:23.308 6 - 1:38.032 2 - 1:36.055 7 - 1:31.778 3 - 1:33.242 4 - 1:32.396 5 - 1:31.546		
2	Jason GREATREX	Fiat Uno
1 - 1:57.523 6 - 1:33.709 2 - 1:39.554 7 - 1:33.044 3 - 1:42.420 8 - 1:43.807 4 - 1:33.916 9 - 1:32.982 5 - 1:33.203 10 - 1:33.233		
4	Martin RIMAN	Fiat 127 GT
1 - 2:17.858 6 - 1:32.505 2 - 1:34.630 7 - 1:31.813 3 - 1:32.731 8 - 1:33.092 4 - 1:32.101 9 - 1:32.165 5 - 1:32.886 10 - 1:38.288		
16	James GREENALL	Fiat uno
1 - 2:00.139 2 - 4:43.061P 3 - 7:03.143		
27	James LEVY	Fiat Uno
1 - 2:02.992 6 - 1:47.506 2 - 1:40.097 7 - 1:39.959 3 - 1:34.540 8 - 1:30.574 4 - 1:31.938 5 - 1:32.208		
41	Mark JAMES	Fiat Uno
1 - 1:59.994 6 - 1:35.886 2 - 1:37.133 7 - 1:31.787 3 - 1:34.101 8 - 1:31.471 4 - 1:32.625 9 - 1:32.552 5 - 1:32.170 10 - 1:31.231		
45	Alan JONES	Fiat Uno
1 - 2:26.743 6 - 1:37.752 2 - 1:43.446 7 - 1:37.583 3 - 1:40.762 8 - 1:46.776 4 - 1:41.575 9 - 1:38.790 5 - 1:43.594		

FIAT RACING CHALLENGE - 1

QUALIFYING LAP ANALYSIS - RACE 5

(contd.)

49	Vic CRAVEN	Fiat Uno
1 - 2:14.483	6 - 1:38.115	
2 - 1:48.173	7 - 1:38.008	
3 - 1:41.650	8 - 1:38.394	
4 - 1:38.466		
5 - 1:38.788		
52	Michael RALPH	Fiat 127 GT
1 - 1:57.226	6 - 1:38.085	
2 - 1:41.961	7 - 1:38.175	
3 - 1:40.180	8 - 1:37.977	
4 - 1:37.696	9 - 1:37.205	
5 - 1:38.642		
53	Mark SNELLING	Fiat Uno
1 - 1:59.193	6 - 1:35.720	
2 - 1:36.828	7 - 1:36.173	
3 - 1:35.317	8 - 1:36.904	
4 - 1:35.405	9 - 1:35.502	
5 - 1:34.663	10 - 1:35.224	
68	John TOWNSHEND	Fiat Uno
1 - 2:10.664	6 - 1:41.882	
2 - 1:44.636	7 - 1:40.794	
3 - 1:43.047	8 - 1:40.014	
4 - 1:43.110	9 - 1:52.537	
5 - 1:41.784		
69	Mark BRADEN	Fiat Uno
1 - 2:01.207	6 - 1:33.580	
2 - 1:39.081	7 - 1:36.356	
3 - 1:35.109	8 - 1:32.593	
4 - 1:34.590	9 - 1:32.416	
5 - 1:38.367	10 - 1:38.910	
77	Westley EVANS	Fiat Uno
1 - 2:05.951	6 - 1:38.452	
2 - 1:39.185	7 - 1:39.571	
3 - 1:43.652	8 - 1:39.039	
4 - 1:38.776	9 - 1:38.232	
5 - 1:38.956		
78	Peter STOCKTON	Fiat Uno
1 - 2:13.418	6 - 1:39.928	
2 - 1:45.684	7 - 1:40.458	
3 - 1:42.248	8 - 1:40.555	
4 - 1:41.587	9 - 1:41.429	
5 - 1:41.582		

FIAT RACING CHALLENGE - 1

QUALIFYING LAP ANALYSIS - RACE 5


(contd.)

84	P.A. BARRETT	Fiat Uno
1 - 2:06.579	6 - 1:43.438	
2 - 1:46.757	7 - 1:42.891	
3 - 1:43.571	8 - 1:45.440	
4 - 2:03.944	9 - 1:50.856	
5 - 1:45.412		

FIAT RACING CHALLENGE - 1

GRID - RACE 5

ROW 8	2:00.139 16 GREENALL	
ROW 7	1:40.014 68 TOWNSHEND	1:42.891 84 P.A. BARRETT
ROW 6	1:38.232 77 EVANS	1:39.928 78 STOCKTON
ROW 5	1:37.583 45 JONES	1:38.008 49 CRAVEN
ROW 4	1:34.663 53 SNELLING	1:37.205 52 RALPH
ROW 3	1:32.416 69 BRADEN	1:32.982 2 GREATREX
ROW 2	1:31.546 1 MILLER	1:31.813 4 RIMAN
ROW 1	1:30.574 27 LEVY	1:31.231 41 JAMES
POLE		



Weather / Track : Misty / Dry

MST Sports Timing

Snetterton
Circuit Length = 1.9520 miles.
Start: 09:25 End: 09:40

Clerk of Course		Timekeeper:
-----------------	--	-------------

DUNLOP RT2000 CHAMPIONSHIP - 2 PROVISIONAL QUALIFYING TIMES - RACE 4

POS	NO	CL	DRIVER	NAT	CAR	TIME	LAPS	GAP	MPH
1	1		Jonathan FILDES		RT 2000	1:16.509	12		91.84
2	28		Dave COLLIER		RT 2000	1:16.915	13	0.406	91.36
3	71		Dave O'BRIEN		RT 2000	1:16.936	11	0.427	91.33
4	3		David KIDD		RT 2000	1:17.104	10	0.595	91.13
5	10		Pat DONEGAN		RT 2000	1:17.257	13	0.748	90.95
6	20		David DONEGAN		RT 2000	1:17.282	14	0.773	90.92
7	8		Rod MCGOVERN		RT2000	1:17.283	14	0.774	90.92
8	12		Robert COPELAND		RT 2000	1:17.562	15	1.053	90.60
9	30		Brendan DONEGAN		RT 2000	1:17.850	11	1.341	90.26
10	17		Robbie BOLGER		RT 2000	1:17.979	14	1.470	90.11
11	2		John WHELAN		RT 2000	1:18.022	14	1.513	90.06
12	50		George ROGERS		RT 2000	1:20.205	12	3.696	87.61
13	44		George CROZIER		RT 2000	1:24.166	6	7.657	83.49

Weather / Track : Cloudy / Dry

MST Sports Timing

Snetterton
Circuit Length = 1.9520 miles.
Start: 09:47 End: 10:07

Clerk of Course		Timekeeper:
-----------------	--	-------------

DUNLOP RT2000 CHAMPIONSHIP - 2

QUALIFYING LAP ANALYSIS - RACE 4

1	Jonathan FILDES	RT 2000
1 -	3:34.493P	6 - 1:16.736
2 -	1:24.041	7 - 2:46.167P
3 -	1:17.924	8 - 1:44.174
4 -	1:16.789	9 - 1:17.305
5 -	1:16.720	10 - 1:16.509
2	John WHELAN	RT 2000
1 -	1:43.092	6 - 1:18.183
2 -	1:30.307	7 - 1:18.022
3 -	1:21.064	8 - 1:18.670
4 -	1:18.985	9 - 1:18.069
5 -	1:18.787	10 - 1:18.489
3	David KIDD	RT 2000
1 -	1:43.714	6 - 1:17.584
2 -	2:15.402P	7 - 1:17.634
3 -	1:38.307	8 - 1:17.505
4 -	1:18.622	9 - 1:19.841
5 -	1:18.123	10 - 1:17.104
8	Rod MCGOVERN	RT2000
1 -	1:35.367	6 - 1:17.534
2 -	1:23.520	7 - 1:17.405
3 -	1:20.553	8 - 1:17.302
4 -	1:17.347	9 - 1:17.283
5 -	1:17.488	10 - 3:23.737P
10	Pat DONEGAN	RT 2000
1 -	1:36.927	6 - 1:18.237
2 -	1:22.277	7 - 1:17.542
3 -	1:21.803	8 - 1:17.257
4 -	1:18.275	9 - 1:21.716
5 -	1:17.526	10 - 1:38.624
12	Robert COPELAND	RT 2000
1 -	1:45.691	6 - 1:18.327
2 -	1:21.827	7 - 1:19.229
3 -	1:20.473	8 - 1:18.566
4 -	1:19.641	9 - 1:17.798
5 -	1:18.834	10 - 1:18.202
		11 - 1:18.141
		12 - 1:18.177
		13 - 1:18.078
		14 - 1:17.562
		15 - 1:18.239
17	Robbie BOLGER	RT 2000
1 -	1:51.851	6 - 1:18.612
2 -	1:20.600	7 - 1:26.144
3 -	1:18.027	8 - 1:18.330
4 -	1:26.648	9 - 1:18.253
5 -	1:19.365	10 - 1:18.222
		11 - 1:25.932
		12 - 2:51.020P
		13 - 1:24.915
		14 - 1:17.979

DUNLOP RT2000 CHAMPIONSHIP - 2 QUALIFYING LAP ANALYSIS - RACE 4


(contd.)

20	David DONEGAN	RT 2000
1 - 1:38.372	6 - 1:17.933	11 - 1:17.504
2 - 1:24.582	7 - 1:17.886	12 - 3:04.499P
3 - 1:18.730	8 - 1:17.517	13 - 1:24.853
4 - 1:17.976	9 - 1:17.458	14 - 1:17.634
5 - 1:18.280	10 - 1:17.282	
28	Dave COLLIER	RT 2000
1 - 2:52.761	6 - 1:18.295	11 - 1:16.964
2 - 1:19.603	7 - 1:37.363	12 - 1:17.181
3 - 1:17.329	8 - 2:12.100P	13 - 1:16.915
4 - 1:18.387	9 - 1:39.760	
5 - 1:17.268	10 - 1:17.569	
30	Brendan DONEGAN	RT 2000
1 - 1:49.230	6 - 1:22.669	11 - 1:36.491
2 - 1:21.303	7 - 1:18.473	
3 - 1:19.484	8 - 1:19.530	
4 - 1:18.733	9 - 1:18.418	
5 - 1:23.319	10 - 1:17.850	
44	George CROZIER	RT 2000
1 - 2:09.497	6 - 1:24.166	
2 - 1:27.340		
3 - 1:27.339		
4 - 1:26.477		
5 - 1:25.191		
50	George ROGERS	RT 2000
1 - 1:58.658	6 - 1:20.470	11 - 1:20.320
2 - 1:22.419	7 - 1:20.762	12 - 1:21.473
3 - 1:20.469	8 - 5:06.057P	
4 - 1:20.375	9 - 1:27.750	
5 - 1:20.722	10 - 1:20.205	
71	Dave O'BRIEN	RT 2000
1 - 2:49.795	6 - 1:20.013	11 - 1:17.021
2 - 1:19.775	7 - 1:16.936	
3 - 1:18.659	8 - 1:17.231	
4 - 1:19.019	9 - 2:46.154P	
5 - 1:17.754	10 - 1:26.462	

DUNLOP RT2000 CHAMPIONSHIP - 2

GRID - RACE 4

ROW 7	1:24.166 44 CROZIER	
ROW 6	1:18.022 2 WHELAN	1:20.205 50 ROGERS
ROW 5	1:17.850 30 DONEGAN	1:17.979 17 BOLGER
ROW 4	1:17.283 8 MCGOVERN	1:17.562 12 COPELAND
ROW 3	1:17.257 10 DONEGAN	1:17.282 20 DONEGAN
ROW 2	1:16.936 71 O'BRIEN	1:17.104 3 KIDD
ROW 1	1:16.509 1 FILDES	1:16.915 28 COLLIER
POLE		



Weather / Track : Cloudy / Dry

MST Sports Timing

Snetterton
Circuit Length = 1.9520 miles.
Start: 09:47 End: 10:07

Clerk of Course		Timekeeper:
-----------------	--	-------------

MOTORSPORT NEWS CATERHAM ROADSPORT CHALLENGE - Class A

PROVISIONAL QUALIFYING TIMES - RACE 7

POS	NO	CL	DRIVER	NAT	CAR	TIME	LAPS	GAP	MPH
1	24		JM LITTMAN		Caterham Roadsport	1:18.487	6		89.53
2	7		Darren ASHLEY		Caterham Roadsport	1:18.719	12	0.232	89.26
3	18		Ricky GATLAND		Caterham Roadsport	1:18.865	11	0.378	89.10
4	2		Steve RUSTON		Caterham Roadsport	1:18.878	12	0.391	89.08
5	14		Oliver BULL		Caterham Roadsport	1:18.905	12	0.418	89.05
6	3		Nelson ROWE		Caterham Roadsport	1:19.011	12	0.524	88.94
7	9		Andy SAYLE		Caterham Roadsport	1:19.035	12	0.548	88.91
8	12		Jon WOLFE		Caterham Roadsport	1:19.188	11	0.701	88.74
9	21		Roger WILKIN		Caterham Roadsport	1:19.266	12	0.779	88.65
10	11		Russell WAKEFIELD		Caterham Roadsport	1:19.391	12	0.904	88.51
11	74		Neil ROBINSON		Caterham Roadsport	1:19.495	12	1.008	88.39
12	19		Andy CROSSLEY		Caterham Roadsport	1:19.506	11	1.019	88.38
13	8		Sarah READER		Caterham Roadsport	1:19.964	10	1.477	87.88
14	27		Dominic PAUL		Caterham Roadsport	1:20.592	11	2.105	87.19
15	42		John LOVELL		Caterham Roadsport	1:20.715	7	2.228	87.06
16	4		Gordon MATTHEW		Caterham Roadsport	1:21.101	11	2.614	86.64
17	50		Jamie CONSTABLE		Caterham Roadsport	1:21.148	11	2.661	86.59
18	35		Mark STUART		Caterham Roadsport	1:21.602	11	3.115	86.11
19	10		Steve COLLISON		Caterham Roadsport	1:21.815	10	3.328	85.89
20	51		Daniel MITCHELL		Caterham Roadsport	1:22.676	11	4.189	84.99
21	54		Steve HINDLE		Caterham Roadsport	1:23.484	11	4.997	84.17

Car 24 - Transponder not working
Weather / Track : Cloudy / Dry

Snetterton
Circuit Length = 1.9520 miles.
Start: 10:13 End: 10:28

MST Sports Timing

Clerk of Course		Timekeeper:
-----------------	--	-------------

MOTORSPORT NEWS CATERHAM ROADSPORT CHALLENGE - Class A QUALIFYING LAP ANALYSIS - RACE 7

2	Steve RUSTON	Caterham Roadsport
1 - 1:41.029	6 - 1:19.306	11 - 1:19.193
2 - 1:21.529	7 - 1:19.055	12 - 1:20.012
3 - 1:20.589	8 - 1:18.878	
4 - 1:19.390	9 - 1:19.110	
5 - 1:20.019	10 - 1:20.402	
3	Nelson ROWE	Caterham Roadsport
1 - 1:29.393	6 - 1:19.548	11 - 1:19.011
2 - 1:20.606	7 - 1:19.416	12 - 1:19.490
3 - 1:20.547	8 - 1:19.718	
4 - 1:19.843	9 - 1:20.797	
5 - 1:20.056	10 - 1:24.825	
4	Gordon MATTHEW	Caterham Roadsport
1 - 1:40.131	6 - 1:21.600	11 - 1:21.601
2 - 1:22.440	7 - 1:21.101	
3 - 1:22.264	8 - 1:22.023	
4 - 1:21.163	9 - 1:21.792	
5 - 1:21.484	10 - 1:21.522	
7	Darren ASHLEY	Caterham Roadsport
1 - 1:29.137	6 - 1:18.801	11 - 1:18.966
2 - 1:20.675	7 - 1:20.678	12 - 1:20.295
3 - 1:20.556	8 - 1:18.719	
4 - 1:20.012	9 - 1:20.714	
5 - 1:20.455	10 - 1:21.697	
8	Sarah READER	Caterham Roadsport
1 - 1:31.854	6 - 1:20.195	
2 - 1:21.506	7 - 1:20.820	
3 - 1:20.728	8 - 1:20.508	
4 - 1:20.516	9 - 1:20.235	
5 - 1:19.964	10 - 1:22.020	
9	Andy SAYLE	Caterham Roadsport
1 - 1:39.451	6 - 1:19.732	11 - 1:19.320
2 - 1:20.947	7 - 1:19.911	12 - 1:20.637
3 - 1:19.410	8 - 1:19.378	
4 - 1:19.508	9 - 1:19.035	
5 - 1:19.793	10 - 1:19.206	
10	Steve COLLISON	Caterham Roadsport
1 - 1:40.325	6 - 2:29.306P	
2 - 1:26.202	7 - 1:25.409	
3 - 1:24.005	8 - 1:21.815	
4 - 1:22.058	9 - 1:22.511	
5 - 1:22.815	10 - 1:23.144	

MOTORSPORT NEWS CATERHAM ROADSPORT CHALLENGE - Class A QUALIFYING LAP ANALYSIS - RACE 7

(contd.)

11	Russell WAKEFIELD	Caterham Roadsport
1 - 1:33.077	6 - 1:19.391	11 - 1:20.091
2 - 1:20.848	7 - 1:20.638	12 - 1:20.067
3 - 1:19.763	8 - 1:20.498	
4 - 1:20.107	9 - 1:22.729	
5 - 1:19.963	10 - 1:21.904	
12	Jon WOLFE	Caterham Roadsport
1 - 1:48.031	6 - 1:19.188	11 - 1:21.787
2 - 1:20.205	7 - 1:21.277	
3 - 1:20.994	8 - 1:19.811	
4 - 1:19.465	9 - 1:21.357	
5 - 1:19.495	10 - 1:19.530	
14	Oliver BULL	Caterham Roadsport
1 - 1:32.339	6 - 1:20.093	11 - 1:21.586
2 - 1:19.931	7 - 1:19.130	12 - 1:18.905
3 - 1:19.306	8 - 1:20.017	
4 - 1:19.551	9 - 1:21.443	
5 - 1:19.051	10 - 1:19.484	
18	Ricky GATLAND	Caterham Roadsport
1 - 1:41.135	6 - 1:19.008	11 - 1:28.905
2 - 1:22.302	7 - 1:19.590	
3 - 1:19.736	8 - 1:18.865	
4 - 1:19.715	9 - 1:19.207	
5 - 1:19.109	10 - 1:24.525	
19	Andy CROSSLEY	Caterham Roadsport
1 - 1:37.013	6 - 1:24.660	11 - 1:21.148
2 - 1:21.438	7 - 1:20.763	
3 - 1:20.424	8 - 1:19.506	
4 - 1:25.006	9 - 1:20.938	
5 - 1:20.061	10 - 1:20.408	
21	Roger WILKIN	Caterham Roadsport
1 - 1:30.292	6 - 1:19.266	11 - 1:19.872
2 - 1:20.300	7 - 1:19.267	12 - 1:19.431
3 - 1:19.499	8 - 1:19.925	
4 - 1:20.906	9 - 1:19.870	
5 - 1:20.608	10 - 1:21.204	
24	JM LITTMAN	Caterham Roadsport
1 - 1:47.703	6 - 1:20.771	
2 - 1:21.948		
3 - 1:20.702		
4 - 1:18.672		
5 - 1:18.487		

Car 24 - Transponder not working
Weather / Track : Cloudy / Dry

www.mstworld.com

MST Sports Timing

Page 2 of 3

Snetterton
Circuit Length = 1.9520 miles.
Start: 10:13 End: 10:28
Issued - 10:31 Sunday, 12 May 2002

MOTORSPORT NEWS CATERHAM ROADSPORT CHALLENGE - Class A QUALIFYING LAP ANALYSIS - RACE 7

(contd.)

27	Dominic PAUL	Caterham Roadsport
1 - 1:44.235	6 - 1:20.592	11 - 1:20.742
2 - 1:22.912	7 - 1:21.999	
3 - 1:28.842	8 - 1:21.573	
4 - 2:08.063	9 - 1:21.463	
5 - 1:27.883	10 - 1:22.453	
35	Mark STUART	Caterham Roadsport
1 - 1:38.798	6 - 1:22.486	11 - 1:21.888
2 - 1:27.553	7 - 1:22.299	
3 - 1:29.880	8 - 1:21.602	
4 - 1:22.117	9 - 1:22.002	
5 - 1:21.975	10 - 1:21.611	
42	John LOVELL	Caterham Roadsport
1 - 1:35.333	6 - 1:20.935	
2 - 1:21.903	7 - 2:12.867P	
3 - 1:21.587		
4 - 1:20.715		
5 - 1:21.313		
50	Jamie CONSTABLE	Caterham Roadsport
1 - 1:49.809	6 - 1:21.349	11 - 1:21.479
2 - 1:22.980	7 - 1:21.148	
3 - 1:22.489	8 - 1:21.222	
4 - 1:34.928	9 - 1:22.578	
5 - 1:22.221	10 - 1:21.318	
51	Daniel MITCHELL	Caterham Roadsport
1 - 1:43.553	6 - 1:23.610	11 - 1:22.676
2 - 1:24.079	7 - 1:23.497	
3 - 1:24.137	8 - 1:23.389	
4 - 1:26.484	9 - 1:23.397	
5 - 1:24.549	10 - 1:23.700	
54	Steve HINDLE	Caterham Roadsport
1 - 1:55.176	6 - 1:24.497	11 - 1:23.752
2 - 1:26.317	7 - 1:24.801	
3 - 1:25.282	8 - 1:24.154	
4 - 1:25.159	9 - 1:24.515	
5 - 1:24.197	10 - 1:23.484	
74	Neil ROBINSON	Caterham Roadsport
1 - 1:31.297	6 - 1:20.372	11 - 1:20.624
2 - 1:20.795	7 - 1:19.495	12 - 1:21.795
3 - 1:20.835	8 - 1:19.725	
4 - 1:20.299	9 - 1:19.999	
5 - 1:19.937	10 - 1:21.632	

Car 24 - Transponder not working
Weather / Track : Cloudy / Dry

www.mstworld.com

MST Sports Timing

Page 3 of 3

Snetterton
Circuit Length = 1.9520 miles.
Start: 10:13 End: 10:28
Issued - 10:31 Sunday, 12 May 2002

MOTORSPORT NEWS CATERHAM ROADSPORT CHALLENGE - Class A GRID - RACE 7

ROW 11	1:23.484 54 HINDLE	
ROW 10	1:21.815 10 COLLISON	1:22.676 51 MITCHELL
ROW 9	1:21.148 50 CONSTABLE	1:21.602 35 STUART
ROW 8	1:20.715 42 LOVELL	1:21.101 4 MATTHEW
ROW 7	1:19.964 8 READER	1:20.592 27 PAUL
ROW 6	1:19.495 74 ROBINSON	1:19.506 19 CROSSLEY
ROW 5	1:19.266 21 WILKIN	1:19.391 11 WAKEFIELD
ROW 4	1:19.035 9 SAYLE	1:19.188 12 WOLFE
ROW 3	1:18.905 14 BULL	1:19.011 3 ROWE
ROW 2	1:18.865 18 GATLAND	1:18.878 2 RUSTON
ROW 1	1:18.487 24 JM LITTMAN	1:18.719 7 ASHLEY
POLE		

Car 24 - Transponder not working
Weather / Track : Cloudy / Dry

Snetterton
Circuit Length = 1.9520 miles.
Start: 10:13 End: 10:28

MST Sports Timing

Clerk of Course		Timekeeper:
-----------------	--	-------------

DUNLOP NATIONAL SUPERSPORTS CHAMPIONSHIP - 2

PROVISIONAL QUALIFYING TIMES - RACE 10

POS	NO	CL	DRIVER	NAT	CAR	TIME	LAPS	GAP	MPH
1	11	SP1	Lance ROBINSON		Zeus Challenger / Vauxhall	1:08.968	14		101.89
2	87	SP3	Roger MAYERS		Radical Prosport / Suzuki	1:10.264	8	1.296	100.01
3	10	SP1	Simeon MAURER		Nemesis RME99 / Vauxhall	1:10.698	15	1.730	99.39
4	57	SP3	Bob BROOKS		Radical Prosport / Suzuki	1:11.113	7	2.145	98.81
5	17	SP1	Neil RIDDIFORD		Chiron Supersports / Swindon Va	1:11.279	6	2.311	98.58
6	54	SP3	Robert OLDERSHAW JNR		Radical Prosport / Suzuki	1:11.283	17	2.315	98.58
7	35	SP2	Nick BARNETT		Lola T86-90 / Ford Williams	1:11.434	11	2.466	98.37
8	40	SP2	M.ST CLAIR-JOHNSON		Phantom P96 / Vauxhall	1:11.572	13	2.604	98.18
9	61	SP2	Richard ATKINSON		Nemesis RME 97-98 / Vauxhall	1:13.584	11	4.616	95.49
10	37	SP2	Mike FRY		Brytec Bullet / Yamaha R1	1:16.242	13	7.274	92.17
11	14	SP1	David PEGLEY		Nemesis RME99 / Vauxhall	1:19.076	2	10.108	88.86

Weather / Track : Cloudy / Dry

MST Sports Timing

Snetterton
Circuit Length = 1.9520 miles.
Start: 10:33 End: 10:53

Clerk of Course		Timekeeper:
-----------------	--	-------------

DUNLOP NATIONAL SUPERSPORTS CHAMPIONSHIP - 2

QUALIFYING LAP ANALYSIS - RACE 10

2	Paul GIBSON	Nemesis RME00 / Harrison Vauxha
10	Simeon MAURER	Nemesis RME99 / Vauxhall
	1 - 1:32.768 6 - 1:11.917 11 - 1:10.698	
	2 - 1:14.264 7 - 1:35.153 12 - 1:11.384	
	3 - 1:15.258 8 - 1:11.373 13 - 1:11.511	
	4 - 1:12.023 9 - 1:11.097 14 - 3:29.193	
	5 - 1:11.228 10 - 1:11.254 15 - 1:11.956	
11	Lance ROBINSON	Zeus Challenger / Vauxhall
	1 - 1:26.363 6 - 1:09.569 11 - 1:18.373	
	2 - 1:10.981 7 - 1:09.352 12 - 1:18.016	
	3 - 1:09.497 8 - 1:08.968 13 - 1:13.753	
	4 - 1:09.516 9 - 4:17.832 14 - 1:09.819	
	5 - 1:09.616 10 - 1:10.734	
14	David PEGLEY	Nemesis RME99 / Vauxhall
	1 - 1:42.717	
	2 - 1:19.076	
17	Neil RIDDIFORD	Chiron Supersports / Swindon Va
	1 - X:00.000 6 - 1:11.279	
	2 - 1:15.728	
	3 - 1:13.578	
	4 - 1:13.171	
	5 - 1:11.891	
18	Andy MIDDLETON	Mallock P21 / Forest Pine Vauxh
35	Nick BARNETT	Lola T86-90 / Ford Williams
	1 - 1:46.371 6 - 1:11.836 11 - 1:12.925	
	2 - 1:18.332 7 - 1:12.027	
	3 - 1:14.479 8 - 1:11.434	
	4 - 1:12.412 9 - 1:11.728	
	5 - 1:11.536 10 - 1:11.944	

DUNLOP NATIONAL SUPERSPORTS CHAMPIONSHIP - 2

QUALIFYING LAP ANALYSIS - RACE 10


(contd.)

37	Mike FRY	Brytec Bullet / Yamaha R1			
1 -	1:37.254	6 -	1:17.380	11 -	1:16.242
2 -	1:20.538	7 -	1:17.079	12 -	1:16.611
3 -	1:19.742	8 -	1:17.543	13 -	1:34.448
4 -	1:17.881	9 -	1:32.895		
5 -	1:22.444	10 -	1:16.940		
40	M.ST CLAIR-JOHNSON	Phantom P96 / Vauxhall			
1 -	1:28.709	6 -	5:53.779	11 -	1:12.075
2 -	1:15.178	7 -	1:13.679	12 -	1:13.213
3 -	1:13.402	8 -	1:12.919	13 -	1:13.192
4 -	1:12.660	9 -	1:11.572		
5 -	1:12.799	10 -	1:12.485		
54	Robert OLDERSHAW JNR	Radical Prosport / Suzuki			
1 -	1:43.650	6 -	1:11.346	11 -	1:11.283
2 -	1:16.211	7 -	1:11.780	12 -	1:11.336
3 -	1:13.149	8 -	1:11.510	13 -	1:13.690
4 -	1:12.229	9 -	1:11.521	14 -	1:11.545
5 -	1:11.782	10 -	1:11.449	15 -	1:12.091
57	Bob BROOKS	Radical Prosport / Suzuki			
1 -	1:42.617	6 -	1:11.125		
2 -	1:16.699	7 -	1:11.769		
3 -	1:12.749				
4 -	1:11.867				
5 -	1:11.113				
61	Richard ATKINSON	Nemesis RME 97-98 / Vauxhall			
1 -	1:42.448	6 -	1:13.908	11 -	1:13.769
2 -	1:20.566	7 -	1:14.676		
3 -	1:18.226	8 -	1:13.792		
4 -	1:14.042	9 -	1:13.851		
5 -	1:13.649	10 -	1:13.584		
87	Roger MAYERS	Radical Prosport / Suzuki			
1 -	2:25.209	6 -	1:10.527		
2 -	1:12.920	7 -	1:10.435		
3 -	1:11.318	8 -	1:10.676		
4 -	1:10.440				
5 -	1:10.264				

DUNLOP NATIONAL SUPERSPORTS CHAMPIONSHIP - 2

GRID - RACE 10

ROW 7	18	MIDDLETON	
ROW 6	14	1:19.076 PEGLEY	2 GIBSON
ROW 5	61	1:13.584 ATKINSON	37 1:16.242 FRY
ROW 4	35	1:11.434 BARNETT	40 1:11.572 M.ST CLAIR-JOHNSON
ROW 3	17	1:11.279 RIDDIFORD	54 1:11.283 OLDERSHAW JNR
ROW 2	10	1:10.698 MAURER	57 1:11.113 BROOKS
ROW 1	11	1:08.968 ROBINSON	87 1:10.264 MAYERS
POLE			



Weather / Track : Cloudy / Dry

MST Sports Timing

Snetterton
Circuit Length = 1.9520 miles.
Start: 10:33 End: 10:53

Clerk of Course		Timekeeper:
-----------------	--	-------------

FIAT RACING CHALLENGE - 2 PROVISIONAL QUALIFYING TIMES - RACE 8

POS	NO	CL	DRIVER	NAT	CAR	TIME	LAPS	GAP	MPH
1	3		Mark RIMAN		Fiat Uno	1:31.703	10		76.63
2	27		James LEVY		Fiat Uno	1:31.968	3	0.265	76.40
3	2		Jason GREATREX		Fiat Uno	1:32.138	10	0.435	76.26
4	41		Mark JAMES		Fiat Uno	1:32.280	7	0.577	76.15
5	69		Mark BRADEN		Fiat Uno	1:32.416	10	0.713	76.03
6	4		Martin RIMAN		Fiat 127 GT	1:32.540	8	0.837	75.93
7	53		Mark SNELLING		Fiat Uno	1:33.345	10	1.642	75.28
8	77		Westley EVANS		Fiat Uno	1:34.945	10	3.242	74.01
9	49		Vic CRAVEN		Fiat Uno	1:35.315	10	3.612	73.72
10	52		Michael RALPH		Fiat 127 GT	1:35.423	10	3.720	73.64
11	78		Peter STOCKTON		Fiat Uno	1:37.116	10	5.413	72.35
12	84		P.A. BARRETT		Fiat Uno	1:37.546	9	5.843	72.04
13	45		Alan JONES		Fiat Uno	1:37.685	9	5.982	71.93
14	68		John TOWNSHEND		Fiat Uno	1:38.878	9	7.175	71.06
15	16		James GREENALL		Fiat uno	1:40.564	5	8.861	69.87

Weather / Track : Bright / Dry

MST Sports Timing

Snetterton
Circuit Length = 1.9520 miles.
Start: 11:01 End: 11:16

Clerk of Course		Timekeeper:
-----------------	--	-------------

FIAT RACING CHALLENGE - 2

QUALIFYING LAP ANALYSIS - RACE 8

1	Adrian MILLER	Fiat Uno
2	Jason GREATREX	Fiat Uno
	1 - 2:28.341 6 - 1:35.658 2 - 1:33.870 7 - 1:32.138 3 - 1:33.385 8 - 1:32.628 4 - 1:45.412 9 - 1:32.399 5 - 1:32.894 10 - 1:32.860	
3	Mark RIMAN	Fiat Uno
	1 - 2:05.885 6 - 1:32.455 2 - 1:33.252 7 - 1:33.154 3 - 1:32.863 8 - 1:39.592 4 - 1:31.703 9 - 1:32.669 5 - 1:33.581 10 - 1:46.030	
4	Martin RIMAN	Fiat 127 GT
	1 - 2:04.657 6 - 1:33.036 2 - 1:33.771 7 - 1:33.120 3 - 1:32.540 8 - 1:37.444 4 - 1:33.317 5 - 1:33.278	
16	James GREENALL	Fiat uno
	1 - 2:07.856 2 - 1:40.564 3 - 4:50.335P 4 - 1:45.086 5 - 1:49.114	
27	James LEVY	Fiat Uno
	1 - 1:46.339 2 - 1:32.015 3 - 1:31.968	
41	Mark JAMES	Fiat Uno
	1 - 2:03.797 6 - 1:32.280 2 - 1:41.688 7 - 1:32.845 3 - 1:33.158 4 - 1:45.448 5 - 1:39.859	

FIAT RACING CHALLENGE - 2 QUALIFYING LAP ANALYSIS - RACE 8

(contd.)

45	Alan JONES	Fiat Uno
1 -	2:13.628	6 - 1:38.494
2 -	1:38.880	7 - 1:38.733
3 -	1:37.685	8 - 1:38.693
4 -	1:40.350	9 - 1:37.817
5 -	1:38.272	
49	Vic CRAVEN	Fiat Uno
1 -	1:51.402	6 - 1:35.376
2 -	1:36.787	7 - 1:35.631
3 -	1:35.450	8 - 1:35.880
4 -	1:36.037	9 - 1:35.315
5 -	1:36.981	10 - 1:36.765
52	Michael RALPH	Fiat 127 GT
1 -	1:49.087	6 - 1:36.252
2 -	1:37.335	7 - 1:35.423
3 -	1:36.531	8 - 1:35.496
4 -	1:36.928	9 - 1:36.111
5 -	1:37.073	10 - 1:35.772
53	Mark SNELLING	Fiat Uno
1 -	1:52.367	6 - 1:35.974
2 -	1:35.168	7 - 1:43.529
3 -	1:34.716	8 - 1:33.345
4 -	1:35.019	9 - 1:34.103
5 -	1:34.945	10 - 1:36.057
68	John TOWNSHEND	Fiat Uno
1 -	1:54.828	6 - 1:38.878
2 -	1:40.295	7 - 1:39.276
3 -	1:40.882	8 - 1:39.621
4 -	1:40.730	9 - 1:39.319
5 -	1:39.366	
69	Mark BRADEN	Fiat Uno
1 -	1:49.871	6 - 1:32.651
2 -	1:35.450	7 - 1:43.018
3 -	1:33.625	8 - 1:33.207
4 -	1:32.416	9 - 1:39.229
5 -	1:33.562	10 - 1:32.972
77	Westley EVANS	Fiat Uno
1 -	1:54.667	6 - 1:35.755
2 -	1:36.550	7 - 1:35.907
3 -	1:36.973	8 - 1:34.945
4 -	1:38.112	9 - 1:36.393
5 -	1:35.624	10 - 1:35.423

FIAT RACING CHALLENGE - 2 QUALIFYING LAP ANALYSIS - RACE 8


(contd.)

78	Peter STOCKTON	Fiat Uno
1 - 1:54.300	6 - 1:38.845	
2 - 1:39.802	7 - 1:38.642	
3 - 1:39.743	8 - 1:37.116	
4 - 1:38.601	9 - 1:39.322	
5 - 1:39.222	10 - 1:39.756	
84	P.A. BARRETT	Fiat Uno
1 - 2:08.018	6 - 1:40.768	
2 - 1:41.465	7 - 1:39.341	
3 - 1:42.092	8 - 1:38.100	
4 - 1:39.812	9 - 1:37.546	
5 - 1:38.872		

FIAT RACING CHALLENGE - 2

GRID - RACE 8

ROW 8	1:40.564 16 GREENALL	1 MILLER
ROW 7	1:37.685 45 JONES	1:38.878 68 TOWNSHEND
ROW 6	1:37.116 78 STOCKTON	1:37.546 84 P.A. BARRETT
ROW 5	1:35.315 49 CRAVEN	1:35.423 52 RALPH
ROW 4	1:33.345 53 SNELLING	1:34.945 77 EVANS
ROW 3	1:32.416 69 BRADEN	1:32.540 4 RIMAN
ROW 2	1:32.138 2 GREATREX	1:32.280 41 JAMES
ROW 1	1:31.703 3 RIMAN	1:31.968 27 LEVY
POLE		



Weather / Track : Bright / Dry

MST Sports Timing

Snetterton
Circuit Length = 1.9520 miles.
Start: 11:01 End: 11:16

Clerk of Course		Timekeeper:
-----------------	--	-------------

MOTORSPORT NEWS CATERHAM ROADSPORT CHALLENGE - Class B

PROVISIONAL QUALIFYING TIMES - RACE 9

POS	NO	CL	DRIVER	NAT	CAR	TIME	LAPS	GAP	MPH
1	3		Richard GOMES		Caterham Roadsport	1:23.999	9		83.65
2	1		John GAW		Caterham Roadsport	1:24.043	10	0.044	83.61
3	10		Michael CANTILLON		Caterham Roadsport	1:24.361	10	0.362	83.29
4	6		Tony LAWRENCE		Caterham Roadsport	1:24.365	10	0.366	83.29
5	14		Oli GREAVES		Caterham Roadsport	1:24.677	10	0.678	82.98
6	55		Steve LINDSEY		Caterham Roadsport	1:24.730	9	0.731	82.93
7	2		Brent PERKINS		Caterham Roadsport	1:24.739	10	0.740	82.92
8	26		Simon TAYLOR		Caterham Roadsport	1:24.956	10	0.957	82.71
9	5		Jamie CONSTABLE		Caterham Roadsport	1:25.051	10	1.052	82.62
10	11		Sebastion DE GROOT		Caterham Roadsport	1:25.159	10	1.160	82.51
11	27		Simon HOPKINS		Caterham Roadsport	1:25.524	10	1.525	82.16
12	8		Chris FOX		Caterham Roadsport	1:25.877	10	1.878	81.82
13	17		Ruben MOOKERJEE		Caterham Roadsport	1:26.101	10	2.102	81.61
14	15		Stephen LYON		Caterham Roadsport	1:26.209	10	2.210	81.51
15	9		Adrian RUSSELL		Caterham Roadsport	1:26.340	10	2.341	81.39
16	18		Jason NEW		Caterham Roadsport	1:26.400	10	2.401	81.33
17	13		Ian FOX		Caterham Roadsport	1:26.424	10	2.425	81.31
18	16		Daniel MITCHELL		Caterham Roadsport	1:26.492	10	2.493	81.24
19	19		Mark HARRIS		Caterham Roadsport	1:26.493	10	2.494	81.24
20	32		Terry CLARK		Caterham Roadsport	1:26.679	9	2.680	81.07
21	77		John WATSON		Caterham Roadsport	1:27.378	10	3.379	80.42
22	12		Alastair MACKERETH		Caterham Roadsport	1:27.580	8	3.581	80.23
23	21		Campbell MCCLORY		Caterham Roadsport	1:28.427	10	4.428	79.46
24	4		Richard THOMAS		Caterham Roadsport	1:30.359	10	6.360	77.77
25	47		Steve SABINE		Caterham Roadsport	1:30.616	10	6.617	77.54
26	99		Barrie JENNINGS		Caterham Roadsport	1:32.845	9	8.846	75.68

Weather / Track : Sunny / Dry

MST Sports Timing

Snetterton
Circuit Length = 1.9520 miles.
Start: 11:24 End: 11:39

Clerk of Course		Timekeeper:
-----------------	--	-------------

MOTORSPORT NEWS CATERHAM ROADSPORT CHALLENGE - Class B

QUALIFYING LAP ANALYSIS - RACE 9

1	John GAW	Caterham Roadsport
1 -	2:02.716	6 - 1:24.043
2 -	1:26.412	7 - 1:24.617
3 -	1:26.426	8 - 1:25.685
4 -	1:24.779	9 - 1:26.984
5 -	1:26.653	10 - 1:24.062
2	Brent PERKINS	Caterham Roadsport
1 -	2:22.583	6 - 1:25.503
2 -	1:28.394	7 - 1:33.663
3 -	1:26.120	8 - 1:24.770
4 -	1:25.523	9 - 1:24.739
5 -	1:26.218	10 - 1:29.232
3	Richard GOMES	Caterham Roadsport
1 -	2:36.005	6 - 1:24.633
2 -	1:26.991	7 - 1:23.999
3 -	1:24.982	8 - 1:25.469
4 -	1:24.859	9 - 1:26.378
5 -	1:24.718	
4	Richard THOMAS	Caterham Roadsport
1 -	2:01.361	6 - 1:31.565
2 -	1:34.104	7 - 1:31.849
3 -	1:31.473	8 - 1:30.767
4 -	1:31.805	9 - 1:30.359
5 -	1:31.761	10 - 1:31.275
5	Jamie CONSTABLE	Caterham Roadsport
1 -	2:26.299	6 - 1:26.396
2 -	1:27.422	7 - 1:25.051
3 -	1:26.932	8 - 1:27.937
4 -	1:25.174	9 - 1:25.936
5 -	1:29.889	10 - 1:27.035
6	Tony LAWRENCE	Caterham Roadsport
1 -	2:13.151	6 - 1:25.542
2 -	1:26.629	7 - 1:24.365
3 -	1:29.452	8 - 1:25.181
4 -	1:26.946	9 - 1:25.240
5 -	1:26.015	10 - 1:39.471
8	Chris FOX	Caterham Roadsport
1 -	2:03.292	6 - 1:27.447
2 -	1:26.455	7 - 1:26.780
3 -	1:26.517	8 - 1:36.191
4 -	1:26.784	9 - 1:30.762
5 -	1:25.877	10 - 1:27.100

MOTORSPORT NEWS CATERHAM ROADSPORT CHALLENGE - Class B QUALIFYING LAP ANALYSIS - RACE 9

(contd.)

9	Adrian RUSSELL	Caterham Roadsport
1 - 1:45.551	6 - 1:27.297	
2 - 1:32.202	7 - 1:27.446	
3 - 1:29.750	8 - 1:26.546	
4 - 1:28.462	9 - 1:26.340	
5 - 1:27.255	10 - 1:26.447	
10	Michael CANTILLON	Caterham Roadsport
1 - 1:47.901	6 - 1:25.593	
2 - 1:26.151	7 - 1:28.571	
3 - 1:25.567	8 - 1:25.505	
4 - 1:35.936	9 - 1:25.259	
5 - 1:26.056	10 - 1:24.361	
11	Sebastion DE GROOT	Caterham Roadsport
1 - 1:49.351	6 - 1:25.815	
2 - 1:34.431	7 - 1:26.888	
3 - 1:26.186	8 - 1:26.343	
4 - 1:26.105	9 - 1:25.159	
5 - 1:25.766	10 - 1:25.548	
12	Alastair MACKERETH	Caterham Roadsport
1 - 1:53.693	6 - 1:28.212	
2 - 1:31.385	7 - 3:57.103	
3 - 1:31.074	8 - 1:28.774	
4 - 1:27.580		
5 - 1:27.744		
13	Ian FOX	Caterham Roadsport
1 - 2:14.007	6 - 1:27.518	
2 - 1:30.074	7 - 1:28.868	
3 - 1:28.950	8 - 1:27.087	
4 - 1:28.131	9 - 1:26.424	
5 - 1:29.354	10 - 1:28.089	
14	Oli GREAVES	Caterham Roadsport
1 - 2:24.723	6 - 1:26.948	
2 - 1:28.390	7 - 1:24.677	
3 - 1:27.402	8 - 1:34.394	
4 - 1:27.053	9 - 1:26.752	
5 - 1:28.062	10 - 1:26.769	
15	Stephen LYON	Caterham Roadsport
1 - 2:05.971	6 - 1:27.415	
2 - 1:28.573	7 - 1:27.594	
3 - 1:27.441	8 - 1:28.216	
4 - 1:28.029	9 - 1:26.551	
5 - 1:26.209	10 - 1:27.389	

MOTORSPORT NEWS CATERHAM ROADSPORT CHALLENGE - Class B QUALIFYING LAP ANALYSIS - RACE 9

(contd.)

16	Daniel MITCHELL	Caterham Roadsport
1 -	2:04.013	6 - 1:27.581
2 -	1:28.775	7 - 1:27.605
3 -	1:28.024	8 - 1:27.401
4 -	1:26.492	9 - 1:26.910
5 -	1:26.992	10 - 1:28.012
17	Ruben MOOKERJEE	Caterham Roadsport
1 -	1:56.819	6 - 1:27.580
2 -	1:29.185	7 - 1:26.101
3 -	1:28.744	8 - 1:27.652
4 -	1:27.769	9 - 1:26.961
5 -	1:27.689	10 - 1:26.917
18	Jason NEW	Caterham Roadsport
1 -	2:05.131	6 - 1:26.400
2 -	1:28.275	7 - 1:26.829
3 -	1:26.922	8 - 1:27.677
4 -	1:29.218	9 - 1:26.788
5 -	1:26.663	10 - 1:45.235
19	Mark HARRIS	Caterham Roadsport
1 -	1:49.049	6 - 1:26.803
2 -	1:29.943	7 - 1:26.575
3 -	1:26.788	8 - 1:28.223
4 -	1:26.678	9 - 1:26.834
5 -	1:26.611	10 - 1:26.493
21	Campbell MCCLORY	Caterham Roadsport
1 -	2:19.856	6 - 1:29.124
2 -	1:30.767	7 - 1:29.810
3 -	1:30.014	8 - 1:28.518
4 -	1:29.794	9 - 1:28.539
5 -	1:29.342	10 - 1:28.427
26	Simon TAYLOR	Caterham Roadsport
1 -	2:15.946	6 - 1:26.213
2 -	1:26.086	7 - 1:24.956
3 -	1:25.724	8 - 1:25.548
4 -	1:26.871	9 - 1:25.323
5 -	1:27.639	10 - 1:29.716
27	Simon HOPKINS	Caterham Roadsport
1 -	1:48.438	6 - 1:27.007
2 -	1:29.774	7 - 1:26.792
3 -	1:27.354	8 - 1:27.309
4 -	1:28.374	9 - 1:25.524
5 -	1:27.109	10 - 1:25.737


MOTORSPORT NEWS CATERHAM ROADSPORT CHALLENGE - Class B QUALIFYING LAP ANALYSIS - RACE 9

(contd.)

32	Terry CLARK	Caterham Roadsport
1 -	4:09.537	6 - 1:26.774
2 -	1:28.097	7 - 1:26.963
3 -	1:28.145	8 - 1:26.679
4 -	1:26.830	9 - 1:26.906
5 -	1:27.216	
47	Steve SABINE	Caterham Roadsport
1 -	2:09.207	6 - 1:31.079
2 -	1:33.007	7 - 1:31.707
3 -	1:32.391	8 - 1:30.762
4 -	1:30.616	9 - 1:36.382
5 -	1:32.080	10 - 1:35.769
55	Steve LINDSEY	Caterham Roadsport
1 -	2:17.376	6 - 1:26.131
2 -	1:27.099	7 - 1:26.449
3 -	1:27.167	8 - 1:25.796
4 -	1:25.515	9 - 1:24.730
5 -	1:25.962	
77	John WATSON	Caterham Roadsport
1 -	1:45.882	6 - 1:28.433
2 -	1:32.996	7 - 1:29.206
3 -	1:29.189	8 - 1:29.436
4 -	1:28.576	9 - 1:27.378
5 -	1:28.617	10 - 1:27.390
99	Barrie JENNINGS	Caterham Roadsport
1 -	1:47.726	6 - 1:34.049
2 -	1:36.950	7 - 1:33.822
3 -	1:33.158	8 - 1:33.172
4 -	1:32.845	9 - 1:35.300
5 -	1:55.080	

MOTORSPORT NEWS CATERHAM ROADSPORT CHALLENGE - Class B

GRID - RACE 9

ROW 13	1:30.616 47 SABINE	1:32.845 99 JENNINGS
ROW 12	1:28.427 21 MCCLORY	1:30.359 4 THOMAS
ROW 11	1:27.378 77 WATSON	1:27.580 12 MACKERETH
ROW 10	1:26.493 19 HARRIS	1:26.679 32 CLARK
ROW 9	1:26.424 13 FOX	1:26.492 16 MITCHELL
ROW 8	1:26.340 9 RUSSELL	1:26.400 18 NEW
ROW 7	1:26.101 17 MOOKERJEE	1:26.209 15 LYON
ROW 6	1:25.524 27 HOPKINS	1:25.877 8 FOX
ROW 5	1:25.051 5 CONSTABLE	1:25.159 11 DE GROOT
ROW 4	1:24.739 2 PERKINS	1:24.956 26 TAYLOR
ROW 3	1:24.677 14 GREAVES	1:24.730 55 LINDSEY
ROW 2	1:24.361 10 CANTILLON	1:24.365 6 LAWRENCE
ROW 1	1:23.999 3 GOMES	1:24.043 1 GAW
POLE		
		

Weather / Track : Sunny / Dry

MST Sports Timing

Snetterton
Circuit Length = 1.9520 miles.
Start: 11:24 End: 11:39

Clerk of Course		Timekeeper:
-----------------	--	-------------

DUNLOP RT2000 CHAMPIONSHIP - 2 PROVISIONAL RESULT - RACE 4 - AMENDED

POS	NO	CL	DRIVER	NAT	CAR	TIME	LAPS	GAP	MPH	BEST
1	1		Jonathan FILDES		RT 2000	18:37.735	12		75.44	1:17.145
2	8		Rod MCGOVERN		RT2000	18:42.735	12	5.000	75.10	1:17.964
3	12		Robert COPELAND		RT 2000	18:47.581	12	9.846	74.78	1:18.083
4	10		Pat DONEGAN		RT 2000	18:48.162	12	10.427	74.74	1:17.836
5	3		David KIDD		RT 2000	18:48.839	12	11.104	74.70	1:17.674
6	20		David DONEGAN		RT 2000	18:49.160	12	11.425	74.68	1:18.147
7	71		Dave O'BRIEN		RT 2000	18:49.315	12	11.580	74.67	1:18.435
8	17		Robbie BOLGER		RT 2000	18:49.542	12	11.807	74.65	1:18.238
9	2		John WHELAN		RT 2000	18:51.587	12	13.852	74.52	1:18.240
10	50		George ROGERS		RT 2000	19:00.448	12	22.713	73.94	1:20.231
11	30		Brendan DONEGAN		RT 2000	19:55.624	12	1:17.889	70.52	1:18.817
NOT CLASSIFIED										
44			George CROZIER		RT 2000		0	D.N.F.	N/A	
FASTEST LAP										
1			Jonathan FILDES		RT 2000	1:17.145	8	91.09mph	146.59kph	

Car 28 - Excluded from results - O.1.1.6 - careless driving
Weather / Track : Sunny / Dry

Snetterton
Circuit Length = 1.9520 miles.
Start: 11:56 End: 12:14

MST Sports Timing

Clerk of Course	Timekeeper:
-----------------	-------------

DUNLOP RT2000 CHAMPIONSHIP - 2
LAP CHART - RACE 4

Lap 1			Lap 2			Lap 3			Lap 4			Lap 5		
No	Behind	Laptime	No	Behind	Laptime	No	Behind	Laptime	No	Behind	Laptime	No	Behind	Laptime
1		1:23.672	1		1:20.639	1		1:40.356	1		1:54.414	1		1:50.196
71	2.391	1:26.063	71	0.501	1:18.749	71	0.550	1:40.405	71	0.750	1:54.614	71	0.754	1:50.200
10	2.889	1:26.561	8	1.349	1:18.900	8	1.225	1:40.232	8	1.850	1:55.039	8	2.053	1:50.399
8	3.088	1:26.760	10	2.034	1:19.784	10	1.717	1:40.039	10	2.293	1:54.990	10	3.091	1:50.994
20	3.769	1:27.441	3	2.726	1:19.253	3	2.424	1:40.054	3	2.920	1:54.910	3	3.775	1:51.051
3	4.112	1:27.784	20	2.766	1:19.636	20	2.952	1:40.542	20	4.255	1:55.717	20	5.436	1:51.377
17	5.474	1:29.146	17	3.440	1:18.605	17	3.762	1:40.678	17	6.668	1:57.320	17	6.579	1:50.107
30	6.607	1:30.279	12	5.440	1:19.452	12	4.190	1:39.106	12	7.182	1:57.406	12	6.893	1:49.907
12	6.627	1:30.299	30	6.130	1:20.162	30	4.715	1:38.941	30	7.789	1:57.488	30	7.556	1:49.963
50	7.072	1:30.744	2	6.621	1:19.955	2	5.550	1:39.285	2	8.346	1:57.210	2	8.177	1:50.027
2	7.305	1:30.977	50	8.177	1:21.744	50	5.957	1:38.136	50	9.161	1:57.618	50	9.156	1:50.191
28	1:03.198	2:26.870	28	1:18.933	1:36.374	28	1:04.092	1:25.515	28	33.004	1:23.326	28	9.777	1:26.969

DUNLOP RT2000 CHAMPIONSHIP - 2

LAP CHART - RACE 4

(contd.)

Lap 6			Lap 7			Lap 8			Lap 9			Lap 10		
No	Behind	Laptime	No	Behind	Laptime	No	Behind	Laptime	No	Behind	Laptime	No	Behind	Laptime
1		1:59.387	1		2:00.132	1		1:17.145	1		1:17.586	1		1:17.786
71	0.542	1:59.175	71	0.786	2:00.376	8	1.753	1:17.964	8	2.371	1:18.204	8	3.549	1:18.964
8	1.605	1:58.939	8	0.934	1:59.461	71	2.416	1:18.775	10	3.175	1:17.836	3	6.461	1:20.381
10	2.133	1:58.429	10	2.060	2:00.059	10	2.925	1:18.010	71	3.265	1:18.435	10	6.847	1:21.458
3	2.624	1:58.236	3	2.590	2:00.098	3	3.119	1:17.674	3	3.866	1:18.333	71	7.705	1:22.226
20	3.598	1:57.549	20	3.685	2:00.219	17	5.348	1:18.238	20	5.989	1:18.147	20	7.906	1:19.703
17	4.246	1:57.054	17	4.255	2:00.141	20	5.428	1:18.888	17	7.045	1:19.283	17	8.209	1:18.950
12	4.720	1:57.214	12	5.261	2:00.673	12	6.199	1:18.083	12	8.169	1:19.556	12	8.495	1:18.112
30	5.479	1:57.310	30	7.355	2:02.008	2	9.281	1:18.635	2	10.520	1:18.825	28	12.097	1:19.103
2	6.572	1:57.782	2	7.791	2:01.351	28	10.055	1:18.278	28	10.780	1:18.311	2	13.129	1:20.395
50	7.262	1:57.493	50	8.726	2:01.596	50	12.565	1:20.984	50	15.542	1:20.563	50	18.424	1:20.668
28	8.144	1:57.754	28	8.922	2:00.910	30	26.024	1:35.814	30	27.901	1:19.463	30	28.932	1:18.817

DUNLOP RT2000 CHAMPIONSHIP - 2

LAP CHART - RACE 4

(contd.)

Lap 11			Lap 12			Lap 13			Lap 14			Lap 15		
No	Behind	Laptime	No	Behind	Laptime	No	Behind	Laptime	No	Behind	Laptime	No	Behind	Laptime
1		1:17.681	1		1:18.741									
8	4.491	1:18.623	8	5.000	1:19.250									
3	9.792	1:21.012	12	9.846	1:18.725									
10	9.862	1:20.696	10	10.427	1:19.306									
12	9.862	1:19.048	3	11.104	1:20.053									
20	10.014	1:19.789	20	11.425	1:20.152									
71	10.125	1:20.101	71	11.580	1:20.196									
17	10.581	1:20.053	17	11.807	1:19.967									
28	12.772	1:18.356	2	13.852	1:18.240									
2	14.353	1:18.905	28	14.835	1:20.804									
50	20.974	1:20.231	50	22.713	1:20.480									
30	31.271	1:20.020	30	1:17.889	2:05.359P									

FIAT RACING CHALLENGE - 1

PROVISIONAL RESULT - RACE 5

POS	NO	CL	DRIVER	NAT	CAR	TIME	LAPS	GAP	MPH	BEST
1	4		Martin RIMAN		Fiat 127 GT	19:25.851	12		72.33	1:32.279
2	1		Adrian MILLER		Fiat Uno	19:26.049	12	0.198	72.31	1:31.253
3	41		Mark JAMES		Fiat Uno	19:31.807	12	5.956	71.96	1:32.115
4	2		Jason GREATREX		Fiat Uno	19:31.907	12	6.056	71.95	1:31.754
5	49		Vic CRAVEN		Fiat Uno	19:36.548	12	10.697	71.67	1:33.402
6	69		Mark BRADEN		Fiat Uno	19:36.653	12	10.802	71.66	1:32.697
7	77		Westley EVANS		Fiat Uno	19:43.076	12	17.225	71.27	1:34.627
8	45		Alan JONES		Fiat Uno	19:44.032	12	18.181	71.22	1:33.607
9	53		Mark SNELLING		Fiat Uno	19:47.541	12	21.690	71.00	1:33.316
10	78		Peter STOCKTON		Fiat Uno	19:57.733	12	31.882	70.40	1:36.466
11	68		John TOWNSHEND		Fiat Uno	19:59.567	12	33.716	70.29	1:37.308
NOT CLASSIFIED										
	52		Michael RALPH		Fiat 127 GT	18:09.396	11	D.N.F.	70.95	1:35.406
	27		James LEVY		Fiat Uno	9:29.004	6	D.N.F.	74.10	1:33.026
	84		P.A. BARRETT		Fiat Uno	6:52.785	4	D.N.F.	68.09	1:38.460
	16		James GREENALL		Fiat uno	6:05.649	3	D.N.F.	57.65	1:41.621
FASTEST LAP										
	1		Adrian MILLER		Fiat Uno	1:31.253	4	77.00mph		123.93kph

Weather / Track : Bright / Dry

MST Sports Timing

Snetterton
Circuit Length = 1.9520 miles.
Start: 13:32 End: 13:51

Clerk of Course		Timekeeper:
-----------------	--	-------------

FIAT RACING CHALLENGE - 1

LAP CHART - RACE 5

Lap 1			Lap 2			Lap 3			Lap 4			Lap 5		
No	Behind	Laptime	No	Behind	Laptime	No	Behind	Laptime	No	Behind	Laptime	No	Behind	Laptime
27		1:39.857	4		1:32.823	4		1:33.289	4		1:33.279	4		1:32.491
4	0.704	1:40.561	27	0.183	1:33.710	27	0.407	1:33.513	27	0.318	1:33.190	27	0.853	1:33.026
69	2.595	1:42.452	69	2.550	1:33.482	69	2.354	1:33.093	69	2.561	1:33.486	69	2.767	1:32.697
53	4.092	1:43.949	53	5.236	1:34.671	53	6.222	1:34.275	53	7.195	1:34.252	53	8.763	1:34.059
49	4.851	1:44.708	49	5.726	1:34.402	49	6.761	1:34.324	49	7.443	1:33.961	49	8.977	1:34.025
52	9.278	1:49.135	41	11.357	1:33.568	41	11.295	1:33.227	1	10.478	1:31.253	1	9.781	1:31.794
77	9.615	1:49.472	77	12.428	1:36.340	1	12.504	1:32.040	41	10.636	1:32.620	41	10.260	1:32.115
16	10.665	1:50.522	52	12.704	1:36.953	77	14.740	1:35.601	77	16.347	1:34.886	77	20.068	1:36.212
41	11.316	1:51.173	1	13.753	1:32.866	52	15.606	1:36.191	52	17.733	1:35.406	52	20.991	1:35.749
68	11.590	1:51.447	78	18.319	1:38.327	78	22.890	1:37.860	2	25.089	1:33.690	2	24.461	1:31.863
78	13.519	1:53.376	68	18.944	1:40.881	45	23.161	1:36.908	45	27.525	1:37.643	45	31.576	1:36.542
1	14.414	1:54.271	45	19.542	1:36.836	2	24.678	1:33.077	78	29.220	1:39.609	78	33.195	1:36.466
84	14.967	1:54.824	84	20.583	1:39.143	68	24.708	1:39.053	68	30.126	1:38.697	68	35.388	1:37.753
45	16.233	1:56.090	2	24.890	1:33.149	84	27.652	1:40.358	84	32.833	1:38.460			
2	25.268	2:05.125	16	1:10.644	2:33.506P	16	1:18.976	1:41.621						

FIAT RACING CHALLENGE - 1

LAP CHART - RACE 5

(contd.)

Lap 6			Lap 7			Lap 8			Lap 9			Lap 10		
No	Behind	Laptime	No	Behind	Laptime	No	Behind	Laptime	No	Behind	Laptime	No	Behind	Laptime
4		1:33.558	4		2:00.151	4		1:49.478	4		1:33.300	4		1:32.331
27	3.003	1:35.708	69	1.120	1:55.743	69	1.333	1:49.691	1	0.594	1:32.051	1	0.301	1:32.038
69	5.528	1:36.319	1	1.716	1:53.841	1	1.843	1:49.605	41	1.607	1:32.795	41	1.615	1:32.339
1	8.026	1:31.803	41	2.459	1:52.903	41	2.112	1:49.131	69	2.211	1:34.178	69	5.152	1:35.272
41	9.707	1:33.005	49	2.956	1:52.726	49	2.877	1:49.399	49	3.136	1:33.559	2	6.922	1:35.195
49	10.381	1:34.962	53	4.341	1:53.115	53	3.922	1:49.059	53	3.938	1:33.316	49	7.059	1:36.254
53	11.377	1:36.172	77	5.086	1:43.294	77	4.843	1:49.235	2	4.058	1:32.233	77	11.497	1:35.873
77	21.943	1:35.433	2	5.846	1:42.912	2	5.125	1:48.757	77	7.955	1:36.412	52	12.408	1:35.777
2	23.085	1:32.182	52	7.026	1:43.340	52	5.818	1:48.270	52	8.962	1:36.444	45	15.111	1:35.863
52	23.837	1:36.404	45	20.364	1:44.327	45	10.006	1:39.120	45	11.579	1:34.873	53	18.102	1:46.495
45	36.188	1:38.170	78	21.986	1:44.554	78	11.781	1:39.273	78	15.914	1:37.433	78	21.273	1:37.690
78	37.583	1:37.946	68	22.976	1:42.722	68	12.654	1:39.156	68	16.662	1:37.308	68	22.459	1:38.128
68	40.405	1:38.575												

FIAT RACING CHALLENGE - 1

LAP CHART - RACE 5

(contd.)

Lap 11			Lap 12			Lap 13			Lap 14			Lap 15		
No	Behind	Laptime	No	Behind	Laptime	No	Behind	Laptime	No	Behind	Laptime	No	Behind	Laptime
1		1:31.858	4		1:32.311									
4	0.120	1:32.279	1	0.198	1:32.629									
41	2.709	1:33.253	41	5.956	1:35.678									
2	6.733	1:31.970	2	6.056	1:31.754									
49	8.302	1:33.402	49	10.697	1:34.826									
69	9.074	1:36.081	69	10.802	1:34.159									
77	13.965	1:34.627	77	17.225	1:35.691									
52	15.976	1:35.727	45	18.181	1:33.607									
45	17.005	1:34.053	53	21.690	1:34.725									
53	19.396	1:33.453	78	31.882	1:37.975									
78	26.338	1:37.224	68	33.716	1:38.293									
68	27.854	1:37.554												

DUNLOP NATIONAL SUPERSPORTS CHAMPIONSHIP - 1

PROVISIONAL RESULT - RACE 6

POS	NO	CL	DRIVER	NAT	CAR	TIME	LAPS	GAP	MPH	BEST
1	14	SP1	David PEGLEY		Nemesis RME99 / Vauxhall	18:43.966	16		100.03	1:09.094
2	17	SP1	Neil RIDDIFORD		Chiron Supersports / Swindon Va	19:01.445	16	17.479	98.50	1:09.097
3	54	SP3	Robert OLDERSHAW JNR		Radical Prosport / Suzuki	19:07.228	16	23.262	98.00	1:10.523
4	57	SP3	Bob BROOKS		Radical Prosport / Suzuki	19:10.864	16	26.898	97.69	1:10.698
5	35	SP2	Nick BARNETT		Lola T86-90 / Ford Williams	19:50.634	16	1:06.668	94.43	1:12.304
6	87	SP3	Roger MAYERS		Radical Prosport / Suzuki	19:53.443	16	1:09.477	94.21	1:11.604
7	10	SP1	Simeon MAURER		Nemesis RME99 / Vauxhall	19:04.789	15	1 LAP	92.07	1:11.670
8	18	SP1	Andy MIDDLETON		Mallock P21 / Forest Pine Vauxh	19:05.349	15	1 LAP	92.03	1:13.740
9	37	SP2	Mike FRY		Brytec Bullet / Yamaha R1	19:23.633	15	1 LAP	90.58	1:15.528
NOT CLASSIFIED										
2	SP1	Paul GIBSON		Nemesis RME00 / Harrison Vauxh	13:12.082	11	D.N.F.	97.59	1:10.437	
11	SP1	Lance ROBINSON		Zeus Challenger / Vauxhall	2:32.645	2	D.N.F.	92.07	1:11.017	
FASTEST LAP										
14	SP1	David PEGLEY		Nemesis RME99 / Vauxhall	1:09.094	14	101.70mph	163.67kph		
54	SP3	Robert OLDERSHAW JNR		Radical Prosport / Suzuki	1:10.523	16	99.64mph	160.36kph		
35	SP2	Nick BARNETT		Lola T86-90 / Ford Williams	1:12.304	8	97.19mph	156.41kph		

Weather / Track : Misty / Dry

MST Sports Timing

Snetterton
Circuit Length = 1.9520 miles.
Start: 14:08 End: 14:27

Clerk of Course	Timekeeper:
-----------------	-------------

DUNLOP NATIONAL SUPERSPORTS CHAMPIONSHIP - 1

LAP CHART - RACE 6

Lap 1			Lap 2			Lap 3			Lap 4			Lap 5		
No	Behind	Laptime	No	Behind	Laptime	No	Behind	Laptime	No	Behind	Laptime	No	Behind	Laptime
14		1:15.854	14		1:10.209	14		1:10.230	14		1:11.103	14		1:09.683
57	2.398	1:18.252	57	4.232	1:12.043	57	5.681	1:11.679	2	6.572	1:11.023	2	7.621	1:10.732
10	3.048	1:18.902	10	5.210	1:12.371	2	6.652	1:11.160	57	7.915	1:13.337	54	10.008	1:11.024
54	3.469	1:19.323	2	5.722	1:12.030	10	7.282	1:12.302	54	8.667	1:12.143	57	10.387	1:12.155
2	3.901	1:19.755	54	5.933	1:12.673	54	7.627	1:11.924	10	9.130	1:12.951	10	11.642	1:12.195
35	4.960	1:20.814	11	6.582	1:11.017	87	9.432	1:12.176	87	9.933	1:11.604	17	12.739	1:11.694
87	5.295	1:21.149	87	7.486	1:12.400	17	10.246	1:11.378	17	10.728	1:11.585	87	13.752	1:13.502
11	5.774	1:21.628	17	9.098	1:11.687	35	12.315	1:12.627	35	14.906	1:13.694	35	18.457	1:13.234
17	7.620	1:23.474	35	9.918	1:15.167	18	21.277	1:16.749	18	24.526	1:14.352	18	30.811	1:15.968
18	9.218	1:25.072	18	14.758	1:15.749	37	27.811	1:18.496	37	34.625	1:17.917	37	41.538	1:16.596
37	11.624	1:27.478	37	19.545	1:18.130									

DUNLOP NATIONAL SUPERSPORTS CHAMPIONSHIP - 1

LAP CHART - RACE 6

(contd.)

Lap 6			Lap 7			Lap 8			Lap 9			Lap 10		
No	Behind	Laptime	No	Behind	Laptime	No	Behind	Laptime	No	Behind	Laptime	No	Behind	Laptime
14		1:09.423	14		1:09.211	14		1:09.313	14		1:09.479	14		1:11.481
2	8.635	1:10.437	2	9.897	1:10.473	2	11.527	1:10.943	2	13.599	1:11.551	10	1 LAP	1:16.347
54	11.600	1:11.015	54	13.382	1:10.993	54	15.097	1:11.028	54	16.323	1:10.705	2	13.998	1:11.880
57	12.851	1:11.887	57	15.372	1:11.732	17	16.558	1:09.748	17	16.871	1:09.792	17	15.406	1:10.016
17	13.558	1:10.242	17	16.123	1:11.776	57	18.167	1:12.108	57	19.764	1:11.076	54	16.951	1:12.109
10	14.147	1:11.928	35	25.700	1:12.963	35	28.691	1:12.304	35	31.716	1:12.504	57	19.380	1:11.097
87	20.312	1:15.983	87	26.372	1:15.271	87	31.701	1:14.642	87	37.589	1:15.367	35	33.274	1:13.039
35	21.948	1:12.914	10	35.021	1:30.085	18	52.390	1:19.634	18	58.901	1:15.990	87	40.625	1:14.517
18	36.740	1:15.352	18	42.069	1:14.540	37	1:03.416	1:16.140	37	1:09.988	1:16.051	18	1:05.886	1:18.466
37	49.196	1:17.081	37	56.589	1:16.604	10	1:05.770	1:40.062						

DUNLOP NATIONAL SUPERSPORTS CHAMPIONSHIP - 1

LAP CHART - RACE 6

(contd.)

Lap 11			Lap 12			Lap 13			Lap 14			Lap 15		
No	Behind	Laptime	No	Behind	Laptime	No	Behind	Laptime	No	Behind	Laptime	No	Behind	Laptime
14		1:10.474	14		1:10.417	14		1:09.499	14		1:09.094	14		1:09.376
37	1 LAP	1:16.601	18	1 LAP	1:15.023	18	1 LAP	1:13.925	18	1 LAP	1:13.740	18	1 LAP	1:14.830
10	1 LAP	1:14.284	10	1 LAP	1:13.716	10	1 LAP	1:13.316	17	15.572	1:10.271	17	16.235	1:10.039
17	15.009	1:10.077	37	1 LAP	1:16.771	17	14.395	1:09.097	10	1 LAP	1:12.739	10	1 LAP	1:11.670
2	15.622	1:12.098	17	14.797	1:10.205	37	1 LAP	1:17.344	54	20.581	1:10.688	54	21.859	1:10.654
54	17.213	1:10.736	54	17.833	1:11.037	54	18.987	1:10.653	57	23.693	1:10.944	57	25.135	1:10.818
57	19.604	1:10.698	57	20.474	1:11.287	57	21.843	1:10.868	37	1 LAP	1:16.935	37	1 LAP	1:15.961
35	37.403	1:14.603	35	43.699	1:16.713	35	49.641	1:15.441	35	55.751	1:15.204	35	1:01.289	1:14.914
87	44.513	1:14.362	87	49.142	1:15.046	87	54.176	1:14.533	87	59.267	1:14.185	87	1:04.116	1:14.225

DUNLOP NATIONAL SUPERSPORTS CHAMPIONSHIP - 1

LAP CHART - RACE 6

(contd.)

Lap 16			Lap 17			Lap 18			Lap 19			Lap 20		
No	Behind	Laptime	No	Behind	Laptime	No	Behind	Laptime	No	Behind	Laptime	No	Behind	Laptime
14		1:09.120												
17	17.479	1:10.364												
10	1 LAP	1:11.921												
18	1 LAP	1:15.959												
54	23.262	1:10.523												
57	26.898	1:10.883												
37	1 LAP	1:15.528												
35	1:06.668	1:14.499												
87	1:09.477	1:14.481												

MOTORSPORT NEWS CATERHAM ROADSPORT CHALLENGE - Class A

PROVISIONAL RESULT - RACE 7

POS	NO	CL	DRIVER	NAT	CAR	TIME	LAPS	GAP	MPH	BEST
1	3		Nelson ROWE		Caterham Roadsport	29:41.401	22		86.78	1:19.702
2	14		Oliver BULL		Caterham Roadsport	29:43.860	22	2.459	86.66	1:19.563
3	24		JM LITTMAN		Caterham Roadsport	29:43.941	22	2.540	86.66	1:19.881
4	7		Darren ASHLEY		Caterham Roadsport	29:44.240	22	2.839	86.64	1:19.457
5	12		Jon WOLFE		Caterham Roadsport	29:44.599	22	3.198	86.62	1:19.199
6	21		Roger WILKIN		Caterham Roadsport	29:45.137	22	3.736	86.60	1:19.617
7	2		Steve RUSTON		Caterham Roadsport	29:45.435	22	4.034	86.58	1:20.079
8	19		Andy CROSSLEY		Caterham Roadsport	29:45.977	22	4.576	86.56	1:19.890
9	20		David DYSON		Caterham Roadsport	30:01.157	22	19.756	85.83	1:20.353
10	74		Neil ROBINSON		Caterham Roadsport	30:01.765	22	20.364	85.80	1:20.303
11	35		Mark STUART		Caterham Roadsport	30:03.073	22	21.672	85.74	1:19.940
12	4		Gordon MATTHEW		Caterham Roadsport	30:03.445	22	22.044	85.72	1:20.313
13	11		Russell WAKEFIELD		Caterham Roadsport	30:03.889	22	22.488	85.70	1:20.185
14	8		Sarah READER		Caterham Roadsport	30:04.676	22	23.275	85.66	1:20.324
15	9		Andy SAYLE		Caterham Roadsport	30:04.740	22	23.339	85.66	1:19.670
16	18		Ricky GATLAND		Caterham Roadsport	30:22.482	22	41.081	84.82	1:19.498
17	50		Jamie CONSTABLE		Caterham Roadsport	30:27.904	22	46.503	84.57	1:20.396
18	54		Steve HINDLE		Caterham Roadsport	30:55.868	22	1:14.467	83.30	1:22.946
19	51		Daniel MITCHELL		Caterham Roadsport	29:44.022	21	1 LAP	82.71	1:23.486
NOT CLASSIFIED										
10			Steve COLLISON		Caterham Roadsport	11:14.843	8	D.N.F.	83.30	1:21.935
42			John LOVELL		Caterham Roadsport	8:18.619	6	D.N.F.	84.56	1:20.144
27			Dominic PAUL		Caterham Roadsport	8:19.674	6	D.N.F.	84.38	1:20.770
FASTEST LAP										
12			Jon WOLFE		Caterham Roadsport	1:19.199	10	88.72mph		142.79kph

Weather / Track : Cloudy / Dry

MST Sports Timing

Snetterton
Circuit Length = 1.9520 miles.
Start: 14:38 End: 15:07

Clerk of Course	Timekeeper:
-----------------	-------------

MOTORSPORT NEWS CATERHAM ROADSPORT CHALLENGE - Class A

LAP CHART - RACE 7

Lap 1			Lap 2			Lap 3			Lap 4			Lap 5		
No	Behind	Laptime	No	Behind	Laptime	No	Behind	Laptime	No	Behind	Laptime	No	Behind	Laptime
18		1:27.701	18		1:20.843	18		1:20.974	2		1:20.198	12		1:19.978
12	0.402	1:28.103	24	0.161	1:20.436	12	0.100	1:20.724	24	0.056	1:20.513	24	0.161	1:20.695
24	0.568	1:28.269	12	0.350	1:20.791	24	0.545	1:21.358	18	0.534	1:21.536	2	0.570	1:21.160
2	0.920	1:28.621	2	0.773	1:20.696	2	0.804	1:21.005	12	0.612	1:21.514	18	0.772	1:20.828
7	1.230	1:28.931	7	1.396	1:21.009	3	0.986	1:20.545	3	0.926	1:20.942	3	1.068	1:20.732
14	1.591	1:29.292	3	1.415	1:20.292	14	1.426	1:20.740	14	1.122	1:20.698	21	1.649	1:20.383
3	1.966	1:29.667	14	1.660	1:20.912	21	2.623	1:20.897	21	1.856	1:20.235	14	1.923	1:21.391
9	2.426	1:30.127	9	1.892	1:20.309	7	2.799	1:22.377	7	2.136	1:20.339	7	2.501	1:20.955
21	2.868	1:30.569	21	2.700	1:20.675	19	3.475	1:21.071	19	3.181	1:20.708	19	2.784	1:20.193
27	3.282	1:30.983	19	3.378	1:20.618	27	4.443	1:21.989	27	5.065	1:21.624	42	6.662	1:20.901
19	3.603	1:31.304	27	3.428	1:20.989	42	4.484	1:21.333	20	6.264	1:21.436	20	7.760	1:22.086
74	4.116	1:31.817	74	3.894	1:20.621	20	5.830	1:21.425	42	6.351	1:22.869	27	7.794	1:23.319
11	4.667	1:32.368	42	4.125	1:20.144	74	5.920	1:23.000	8	7.847	1:22.507	74	8.471	1:21.088
42	4.824	1:32.525	20	5.379	1:20.827	8	6.342	1:21.278	74	7.973	1:23.055	11	8.878	1:21.378
20	5.395	1:33.096	11	5.622	1:21.798	11	6.471	1:21.823	11	8.090	1:22.621	8	9.029	1:21.772
8	5.484	1:33.185	8	6.038	1:21.397	35	8.670	1:21.698	35	8.843	1:21.175	35	9.553	1:21.300
4	6.183	1:33.884	35	7.946	1:21.911	4	9.402	1:22.342	50	9.391	1:20.396	50	10.132	1:21.331
35	6.878	1:34.579	4	8.034	1:22.694	50	9.997	1:22.534	4	10.011	1:21.611	4	10.873	1:21.452
50	7.158	1:34.859	50	8.437	1:22.122	9	10.468	1:29.550	9	10.815	1:21.349	9	12.512	1:22.287
54	7.893	1:35.594	54	10.157	1:23.107	10	11.912	1:22.622	10	13.101	1:22.191	10	14.658	1:22.147
51	8.158	1:35.859	10	10.264	1:22.564	54	13.613	1:24.430	54	16.214	1:23.603	54	19.469	1:23.845
10	8.543	1:36.244	51	12.157	1:24.842	51	16.750	1:25.567	51	20.955	1:25.207	51	24.779	1:24.414

MOTORSPORT NEWS CATERHAM ROADSPORT CHALLENGE - Class A

LAP CHART - RACE 7

(contd.)

Lap 6			Lap 7			Lap 8			Lap 9			Lap 10		
No	Behind	Laptime	No	Behind	Laptime	No	Behind	Laptime	No	Behind	Laptime	No	Behind	Laptime
12		1:20.299	3		1:20.003	3		1:21.591	24		1:21.407	12		1:19.199
24	0.364	1:20.502	24	0.021	1:20.131	24	0.155	1:21.725	3	0.010	1:21.572	24	0.455	1:20.068
3	0.471	1:19.702	12	0.416	1:20.890	2	0.572	1:21.184	2	0.062	1:21.052	3	0.717	1:20.320
14	1.187	1:19.563	14	0.564	1:19.851	12	0.618	1:21.793	12	0.414	1:21.358	14	1.571	1:20.644
2	1.200	1:20.929	2	0.979	1:20.253	14	0.955	1:21.982	14	0.540	1:21.147	2	1.591	1:21.142
7	2.620	1:20.418	7	1.956	1:19.810	7	1.351	1:20.986	7	0.950	1:21.161	7	1.927	1:20.590
19	3.402	1:20.917	19	2.818	1:19.890	19	1.716	1:20.489	19	1.561	1:21.407	19	2.407	1:20.459
21	5.621	1:24.271	21	5.938	1:20.791	21	4.306	1:19.959	21	2.361	1:19.617	21	3.035	1:20.287
42	7.210	1:20.847	20	10.034	1:21.927	74	9.042	1:20.586	20	8.171	1:20.353	74	9.512	1:20.503
27	8.265	1:20.770	74	10.047	1:21.275	20	9.380	1:20.937	74	8.622	1:21.142	20	9.831	1:21.273
20	8.581	1:21.120	8	10.595	1:21.189	8	9.914	1:20.910	11	9.046	1:20.185	8	10.126	1:20.421
74	9.246	1:21.074	11	11.166	1:20.946	35	10.315	1:20.344	8	9.318	1:20.966	35	10.760	1:20.403
8	9.880	1:21.150	35	11.562	1:21.355	11	10.423	1:20.848	35	9.970	1:21.217	11	10.858	1:21.425
35	10.681	1:21.427	4	12.376	1:21.354	4	11.278	1:20.493	4	10.732	1:21.016	4	11.560	1:20.441
11	10.694	1:22.115	50	13.299	1:22.561	50	14.122	1:22.414	50	13.732	1:21.172	50	15.459	1:21.340
50	11.212	1:21.379	18	20.305	1:22.853	18	20.799	1:22.085	18	20.134	1:20.897	18	21.260	1:20.739
4	11.496	1:20.922	10	21.025	1:22.826	10	21.369	1:21.935	9	24.953	1:20.727	9	25.801	1:20.461
18	17.926	1:37.453	9	26.244	1:23.190	9	25.788	1:21.135	54	32.441	1:24.328	54	37.116	1:24.288
10	18.673	1:24.314	54	27.332	1:23.261	54	29.675	1:23.934	51	38.021	1:24.385	51	42.676	1:24.268
9	23.528	1:31.315	51	33.269	1:24.176	51	35.198	1:23.520						
54	24.545	1:25.375												
51	29.567	1:25.087												

MOTORSPORT NEWS CATERHAM ROADSPORT CHALLENGE - Class A

LAP CHART - RACE 7

(contd.)

Lap 11			Lap 12			Lap 13			Lap 14			Lap 15		
No	Behind	Laptime	No	Behind	Laptime	No	Behind	Laptime	No	Behind	Laptime	No	Behind	Laptime
24		1:19.881	12		1:19.857	24		1:20.320	12		1:19.650	24		1:20.188
12	0.306	1:20.642	3	0.263	1:19.888	3	0.417	1:20.902	24	0.552	1:20.764	12	0.711	1:21.451
3	0.538	1:20.157	24	0.428	1:20.591	12	0.562	1:21.310	3	0.663	1:20.458	3	0.919	1:20.996
7	1.048	1:19.457	7	1.169	1:20.284	14	0.567	1:19.941	14	0.788	1:20.433	14	1.252	1:21.204
14	1.114	1:19.879	14	1.374	1:20.423	7	1.051	1:20.630	7	1.201	1:20.362	7	1.662	1:21.201
2	1.765	1:20.510	2	2.096	1:20.494	21	1.912	1:20.161	21	1.898	1:20.198	21	2.259	1:21.101
19	2.325	1:20.254	21	2.499	1:19.979	2	2.318	1:20.970	2	2.374	1:20.268	19	2.613	1:20.898
21	2.683	1:19.984	19	3.203	1:21.041	19	2.559	1:20.104	19	2.455	1:20.108	2	2.950	1:21.316
20	10.392	1:20.897	8	11.148	1:20.324	8	11.375	1:20.975	20	12.230	1:20.694	8	13.734	1:21.948
8	10.987	1:21.197	20	11.311	1:21.082	20	11.748	1:21.185	8	12.526	1:21.363	20	13.841	1:22.351
74	12.223	1:23.047	74	12.982	1:20.922	74	13.457	1:21.223	74	14.924	1:21.679	74	14.866	1:20.682
35	12.374	1:21.950	4	13.667	1:21.359	35	13.657	1:20.725	4	15.982	1:22.039	4	15.555	1:20.313
4	12.471	1:21.247	35	13.680	1:21.469	4	14.155	1:21.236	35	16.602	1:23.157	35	16.793	1:20.931
11	12.643	1:22.121	11	14.222	1:21.742	11	14.422	1:20.948	11	16.799	1:22.589	11	18.436	1:22.377
50	16.284	1:21.161	18	22.095	1:20.819	18	21.762	1:20.415	18	22.212	1:20.662	18	21.707	1:20.235
18	21.439	1:20.515	50	22.891	1:26.770	50	23.044	1:20.901	50	24.391	1:21.559	9	25.360	1:20.244
9	25.897	1:20.432	9	26.343	1:20.609	9	26.027	1:20.432	9	25.856	1:20.041	50	25.410	1:21.759
54	40.559	1:23.779	54	44.396	1:24.000	54	47.789	1:24.141	54	51.643	1:24.066	54	55.130	1:24.227
51	45.826	1:23.486	51	49.684	1:24.021	51	52.755	1:23.819	51	57.491	1:24.948	51	1:01.158	1:24.407

MOTORSPORT NEWS CATERHAM ROADSPORT CHALLENGE - Class A

LAP CHART - RACE 7

(contd.)

Lap 16			Lap 17			Lap 18			Lap 19			Lap 20		
No	Behind	Laptime	No	Behind	Laptime	No	Behind	Laptime	No	Behind	Laptime	No	Behind	Laptime
24		1:20.783	14		1:20.445	24		1:20.739	24		1:20.932	3		1:19.871
12	0.189	1:20.261	24	0.217	1:20.968	14	0.097	1:21.053	3	0.215	1:20.814	14	0.834	1:20.602
14	0.306	1:19.837	3	0.704	1:20.693	3	0.333	1:20.585	14	0.318	1:21.153	24	0.848	1:20.934
3	0.762	1:20.626	21	1.107	1:20.204	12	0.605	1:20.139	12	0.747	1:21.074	12	0.880	1:20.219
7	1.025	1:20.146	12	1.422	1:21.984	7	1.037	1:20.195	7	1.248	1:21.143	7	1.285	1:20.123
21	1.654	1:20.178	7	1.798	1:21.524	21	1.487	1:21.336	21	1.619	1:21.064	21	1.714	1:20.181
19	2.245	1:20.415	2	2.182	1:20.664	2	1.913	1:20.687	19	2.398	1:20.653	2	2.398	1:20.079
2	2.269	1:20.102	19	2.385	1:20.891	19	2.677	1:21.248	2	2.405	1:21.424	19	3.019	1:20.707
74	15.619	1:21.536	20	16.515	1:20.939	8	16.562	1:20.617	20	17.195	1:21.018	8	18.166	1:20.681
8	15.863	1:22.912	8	16.901	1:21.789	74	16.718	1:20.303	8	17.571	1:21.941	74	18.639	1:20.883
20	16.327	1:23.269	74	17.371	1:22.503	20	17.109	1:21.550	74	17.842	1:22.056	20	18.851	1:21.742
4	16.793	1:22.021	4	17.925	1:21.883	35	17.357	1:19.940	35	18.341	1:21.916	35	19.193	1:20.938
35	17.224	1:21.214	35	18.373	1:21.900	4	17.812	1:20.843	4	18.649	1:21.769	4	19.522	1:20.959
11	18.695	1:21.042	11	18.660	1:20.716	11	18.231	1:20.527	11	18.978	1:21.679	11	19.958	1:21.066
18	21.261	1:20.337	18	20.511	1:20.001	18	19.053	1:19.498	18	19.694	1:21.573	18	20.102	1:20.494
9	24.934	1:20.357	9	24.732	1:20.549	9	24.266	1:20.490	9	23.421	1:20.087	9	23.720	1:20.385
50	39.538	1:34.911	50	40.775	1:21.988	50	41.160	1:21.341	50	41.656	1:21.428	50	43.355	1:21.785
54	58.323	1:23.976	54	1:01.245	1:23.673	54	1:03.367	1:23.078	54	1:05.657	1:23.222	54	1:08.517	1:22.946
51	1:05.732	1:25.357	51	1:09.101	1:24.120	51	1:12.822	1:24.677	51	1:16.022	1:24.132	51	1:19.640	1:23.704

MOTORSPORT NEWS CATERHAM ROADSPORT CHALLENGE - Class A

LAP CHART - RACE 7

(contd.)

Lap 21			Lap 22			Lap 23			Lap 24			Lap 25		
No	Behind	Laptime	No	Behind	Laptime	No	Behind	Laptime	No	Behind	Laptime	No	Behind	Laptime
3		1:20.549	3		1:20.496									
7	1.242	1:20.506	14	2.459	1:21.491									
14	1.464	1:21.179	24	2.540	1:20.838									
12	1.722	1:21.391	51	1 LAP	1:24.026									
24	2.198	1:21.899	7	2.839	1:22.093									
21	2.731	1:21.566	12	3.198	1:21.972									
2	3.032	1:21.183	21	3.736	1:21.501									
19	3.106	1:20.636	2	4.034	1:21.498									
74	19.096	1:21.006	19	4.576	1:21.966									
20	19.446	1:21.144	20	19.756	1:20.806									
8	19.785	1:22.168	74	20.364	1:21.764									
35	20.203	1:21.559	35	21.672	1:21.965									
4	20.849	1:21.876	4	22.044	1:21.691									
11	21.872	1:22.463	11	22.488	1:21.112									
9	24.165	1:20.994	8	23.275	1:23.986									
18	29.499	1:29.946	9	23.339	1:19.670									
50	45.120	1:22.314	18	41.081	1:32.078									
54	1:11.238	1:23.270	50	46.503	1:21.879									
			54	1:14.467	1:23.725									

FIAT RACING CHALLENGE - 2 PROVISIONAL RESULT - RACE 8

POS	NO	CL	DRIVER	NAT	CAR	TIME	LAPS	GAP	MPH	BEST
1	41		Mark JAMES		Fiat Uno	18:33.982	12		75.69	1:31.714
2	2		Jason GREATREX		Fiat Uno	18:36.744	12	2.762	75.51	1:31.716
3	4		Martin RIMAN		Fiat 127 GT	18:44.136	12	10.154	75.01	1:31.336
4	69		Mark BRADEN		Fiat Uno	18:47.152	12	13.170	74.81	1:32.556
5	49		Vic CRAVEN		Fiat Uno	19:04.119	12	30.137	73.70	1:33.531
6	77		Westley EVANS		Fiat Uno	19:04.443	12	30.461	73.68	1:33.673
7	53		Mark SNELLING		Fiat Uno	19:09.834	12	35.852	73.33	1:33.474
8	52		Michael RALPH		Fiat 127 GT	19:36.712	12	1:02.730	71.66	1:35.937
9	45		Alan JONES		Fiat Uno	19:42.869	12	1:08.887	71.29	1:35.482
10	78		Peter STOCKTON		Fiat Uno	19:52.369	12	1:18.387	70.72	1:37.237
11	84		P.A. BARRETT		Fiat Uno	18:37.131	11	1 LAP	69.19	1:38.139
NOT CLASSIFIED										
3			Mark RIMAN		Fiat Uno	14:07.625	9	D.N.F.	74.61	1:31.784
68			John TOWNSHEND		Fiat Uno	8:27.390	5	D.N.F.	69.24	1:38.447
16			James GREENALL		Fiat uno	5:01.029	3	D.N.F.	70.03	1:35.560
FASTEST LAP										
4			Martin RIMAN		Fiat 127 GT	1:31.336	6	76.93mph		123.81kph

Weather / Track : Bright / Dry

MST Sports Timing

Snetterton
Circuit Length = 1.9520 miles.
Start: 15:19 End: 15:37

Clerk of Course		Timekeeper:
-----------------	--	-------------

FIAT RACING CHALLENGE - 2

LAP CHART - RACE 8

Lap 1			Lap 2			Lap 3			Lap 4			Lap 5		
No	Behind	Laptime	No	Behind	Laptime	No	Behind	Laptime	No	Behind	Laptime	No	Behind	Laptime
3		1:40.612	41		1:32.725	41		1:32.349	41		1:32.239	41		1:31.714
41	0.186	1:40.798	3	0.484	1:33.395	3	0.445	1:32.310	3	0.403	1:32.197	3	0.473	1:31.784
2	0.460	1:41.072	2	1.029	1:33.480	2	0.772	1:32.092	2	0.858	1:32.325	2	0.860	1:31.716
4	0.810	1:41.422	4	2.525	1:34.626	4	2.335	1:32.159	4	1.857	1:31.761	4	1.884	1:31.741
69	1.661	1:42.273	69	3.151	1:34.401	69	3.358	1:32.556	69	3.744	1:32.625	69	5.346	1:33.316
53	2.737	1:43.349	53	4.160	1:34.334	53	5.285	1:33.474	53	7.009	1:33.963	53	9.420	1:34.125
77	3.155	1:43.767	49	4.851	1:34.092	49	6.722	1:34.220	49	8.498	1:34.015	49	10.336	1:33.552
49	3.670	1:44.282	77	5.205	1:34.961	77	7.365	1:34.509	77	8.799	1:33.673	77	11.330	1:34.245
52	5.708	1:46.320	52	9.505	1:36.708	52	13.977	1:36.821	52	17.675	1:35.937	52	24.373	1:38.412
45	7.192	1:47.804	45	10.132	1:35.851	45	15.047	1:37.264	45	18.290	1:35.482	45	24.616	1:38.040
78	8.557	1:49.169	16	11.946	1:36.200	16	15.157	1:35.560	78	23.832	1:37.435	78	29.816	1:37.698
16	8.657	1:49.269	78	13.748	1:38.102	78	18.636	1:37.237	84	28.344	1:38.396	68	37.565	1:39.950
68	9.930	1:50.542	68	15.466	1:38.447	84	22.187	1:38.421	68	29.329	1:39.331	84	37.698	1:41.068
84	10.887	1:51.499	84	16.115	1:38.139	68	22.237	1:39.120						

FIAT RACING CHALLENGE - 2

LAP CHART - RACE 8

(contd.)

Lap 6			Lap 7			Lap 8			Lap 9			Lap 10		
No	Behind	Laptime	No	Behind	Laptime	No	Behind	Laptime	No	Behind	Laptime	No	Behind	Laptime
41		1:31.909	41		1:31.811	41		1:31.764	41		1:31.929	41		1:31.947
3	0.679	1:32.115	3	0.910	1:32.042	3	1.209	1:32.063	2	2.164	1:32.381	2	2.005	1:31.788
2	1.067	1:32.116	4	1.173	1:31.673	4	1.479	1:32.070	4	3.457	1:33.907	4	4.024	1:32.514
4	1.311	1:31.336	2	1.679	1:32.423	2	1.712	1:31.797	3	10.387	1:41.107	69	11.668	1:32.872
69	6.345	1:32.908	69	7.766	1:33.232	69	8.619	1:32.617	69	10.743	1:34.053	49	23.550	1:34.847
53	11.509	1:33.998	49	14.076	1:33.929	49	17.507	1:35.195	49	20.650	1:35.072	77	24.867	1:35.499
49	11.958	1:33.531	77	17.026	1:35.094	77	19.421	1:34.159	77	21.315	1:33.823	53	25.274	1:33.946
77	13.743	1:34.322	53	19.679	1:39.981	53	21.553	1:33.638	53	23.275	1:33.651	52	53.369	1:36.940
52	30.876	1:38.412	45	36.336	1:36.863	52	43.548	1:38.830	52	48.376	1:36.757	45	59.484	1:37.217
45	31.284	1:38.577	52	36.482	1:37.417	78	47.961	1:38.109	78	54.068	1:38.036	78	1:03.311	1:41.190
78	35.319	1:37.412	78	41.616	1:38.108	45	49.549	1:44.977	45	54.214	1:36.594	84	1:28.104	1:40.041
84	48.625	1:42.836	84	1:02.177	1:45.363	84	1:11.102	1:40.689	84	1:20.010	1:40.837			

FIAT RACING CHALLENGE - 2

LAP CHART - RACE 8

(contd.)

Lap 11			Lap 12			Lap 13			Lap 14			Lap 15		
No	Behind	Laptime	No	Behind	Laptime	No	Behind	Laptime	No	Behind	Laptime	No	Behind	Laptime
41		1:32.239	41		1:32.558									
2	2.254	1:32.488	2	2.762	1:33.066									
4	5.649	1:33.864	84	1 LAP	1:39.842									
69	12.803	1:33.374	4	10.154	1:37.063									
49	28.308	1:36.997	69	13.170	1:32.925									
53	28.725	1:35.690	49	30.137	1:34.387									
77	29.230	1:36.602	77	30.461	1:33.789									
52	57.887	1:36.757	53	35.852	1:39.685									
45	1:04.654	1:37.409	52	1:02.730	1:37.401									
78	1:11.260	1:40.188	45	1:08.887	1:36.791									
			78	1:18.387	1:39.685									

MOTORSPORT NEWS CATERHAM ROADSPORT CHALLENGE - Class B

PROVISIONAL RESULT - RACE 9

POS	NO	CL	DRIVER	NAT	CAR	TIME	LAPS	GAP	MPH	BEST
1	1		John GAW		Caterham Roadsport	7:13.757	5		81.00	1:25.364
2	3		Richard GOMES		Caterham Roadsport	7:13.948	5	0.191	80.96	1:24.891
3	6		Tony LAWRENCE		Caterham Roadsport	7:14.058	5	0.301	80.94	1:24.585
4	26		Simon TAYLOR		Caterham Roadsport	7:15.135	5	1.378	80.74	1:24.545
5	10		Michael CANTILLON		Caterham Roadsport	7:15.576	5	1.819	80.66	1:24.832
6	27		Simon HOPKINS		Caterham Roadsport	7:16.636	5	2.879	80.47	1:25.096
7	2		Brent PERKINS		Caterham Roadsport	7:16.947	5	3.190	80.41	1:24.720
8	55		Steve LINDSEY		Caterham Roadsport	7:23.293	5	9.536	79.26	1:25.631
9	18		Jason NEW		Caterham Roadsport	7:23.807	5	10.050	79.17	1:26.149
10	32		Terry CLARK		Caterham Roadsport	7:25.202	5	11.445	78.92	1:26.449
11	8		Chris FOX		Caterham Roadsport	7:25.486	5	11.729	78.87	1:25.620
12	15		Stephen LYON		Caterham Roadsport	7:27.415	5	13.658	78.53	1:26.808
13	17		Ruben MOOKERJEE		Caterham Roadsport	7:28.425	5	14.668	78.35	1:26.635
14	16		Daniel MITCHELL		Caterham Roadsport	7:31.451	5	17.694	77.82	1:26.614
15	9		Adrian RUSSELL		Caterham Roadsport	7:32.266	5	18.509	77.68	1:26.319
16	21		Campbell MCCLORY		Caterham Roadsport	7:34.664	5	20.907	77.27	1:27.781
17	12		Alastair MACKERETH		Caterham Roadsport	7:34.711	5	20.954	77.27	1:27.428
18	77		John WATSON		Caterham Roadsport	7:35.247	5	21.490	77.18	1:27.670
19	14		Oli GREAVES		Caterham Roadsport	7:35.374	5	21.617	77.15	1:25.011
20	13		Ian FOX		Caterham Roadsport	7:38.798	5	25.041	76.58	1:26.333
21	19		Mark HARRIS		Caterham Roadsport	7:43.568	5	29.811	75.79	1:26.764
22	4		Richard THOMAS		Caterham Roadsport	7:57.739	5	43.982	73.54	1:30.884
23	99		Barrie JENNINGS		Caterham Roadsport	7:57.915	5	44.158	73.51	1:32.718
24	47		Steve SABINE		Caterham Roadsport	8:07.197	5	53.440	72.11	1:32.748

FASTEST LAP

26	Simon TAYLOR	Caterham Roadsport	1:24.545	3	83.11mph	133.76kph
----	---------------------	--------------------	----------	---	----------	-----------

Cars 5 & 11 not classified - not running at time of red flag
 Weather / Track : Sunny / Dry

Snetterton
 Circuit Length = 1.9520 miles.
 Start: 15:50 End: 11:39

MST Sports Timing

Clerk of Course	Timekeeper:
-----------------	-------------

MOTORSPORT NEWS CATERHAM ROADSPORT CHALLENGE - Class B

LAP CHART - RACE 9

Lap 1			Lap 2			Lap 3			Lap 4			Lap 5		
No	Behind	Laptime	No	Behind	Laptime	No	Behind	Laptime	No	Behind	Laptime	No	Behind	Laptime
1		1:31.623	1		1:25.408	1		1:25.364	6		1:25.192	1		1:25.812
3	0.406	1:32.029	3	0.735	1:25.737	3	0.262	1:24.891	1	0.012	1:25.550	3	0.191	1:25.056
6	0.535	1:32.158	6	1.125	1:25.998	6	0.346	1:24.585	3	0.959	1:26.235	6	0.301	1:26.125
14	1.508	1:33.131	10	1.597	1:25.296	10	1.065	1:24.832	10	1.212	1:25.685	11	1.030	1:24.894
10	1.709	1:33.332	26	1.942	1:25.517	26	1.123	1:24.545	26	1.782	1:26.197	26	1.378	1:25.420
26	1.833	1:33.456	14	2.233	1:26.133	14	1.880	1:25.011	11	1.960	1:24.915	10	1.819	1:26.431
11	3.085	1:34.708	11	2.657	1:24.980	11	2.583	1:25.290	27	3.413	1:25.096	27	2.879	1:25.290
2	4.232	1:35.855	2	3.544	1:24.720	27	3.855	1:25.166	2	4.108	1:25.703	2	3.190	1:24.906
27	4.347	1:35.970	27	4.053	1:25.114	2	3.943	1:25.763	5	4.504	1:25.444	5	3.838	1:25.158
18	5.041	1:36.664	5	5.233	1:25.542	5	4.598	1:24.729	55	9.119	1:27.165	55	9.536	1:26.241
5	5.099	1:36.722	18	5.937	1:26.304	18	6.722	1:26.149	18	9.380	1:28.196	18	10.050	1:26.494
8	5.673	1:37.296	8	6.662	1:26.397	8	6.918	1:25.620	8	10.126	1:28.746	32	11.445	1:26.874
15	6.188	1:37.811	55	7.225	1:25.965	55	7.492	1:25.631	32	10.395	1:26.449	8	11.729	1:27.427
55	6.668	1:38.291	15	7.933	1:27.153	32	9.484	1:26.802	15	12.674	1:28.451	15	13.658	1:26.808
32	6.969	1:38.592	32	8.046	1:26.485	15	9.761	1:27.192	17	13.298	1:27.838	17	14.668	1:27.194
9	7.283	1:38.906	9	9.059	1:27.184	9	10.014	1:26.319	16	15.599	1:28.711	16	17.694	1:27.919
17	8.150	1:39.773	17	9.727	1:26.985	17	10.998	1:26.635	9	17.384	1:32.908	9	18.509	1:26.949
19	8.571	1:40.194	19	10.089	1:26.926	16	12.426	1:26.614	21	18.901	1:28.523	21	20.907	1:27.830
13	9.256	1:40.879	13	10.181	1:26.333	19	12.474	1:27.749	12	19.350	1:29.782	12	20.954	1:27.428
16	9.461	1:41.084	16	11.176	1:27.123	12	15.106	1:27.857	77	19.644	1:28.809	77	21.490	1:27.670
12	9.883	1:41.506	12	12.613	1:28.138	21	15.916	1:27.781	14	21.646	1:45.304	14	21.617	1:25.795
21	10.577	1:42.200	21	13.499	1:28.330	77	16.373	1:27.721	13	23.582	1:28.452	13	25.041	1:27.283
77	11.143	1:42.766	77	14.016	1:28.281	13	20.668	1:35.851	19	28.871	1:41.935	19	29.811	1:26.764
99	13.296	1:44.919	99	20.606	1:32.718	99	29.286	1:34.044	99	37.162	1:33.414	4	43.982	1:30.884
4	14.385	1:46.008	4	21.030	1:32.053	4	29.781	1:34.115	4	38.922	1:34.679	99	44.158	1:32.820
47	15.272	1:46.895	47	22.612	1:32.748	47	30.725	1:33.477	47	39.689	1:34.502	47	53.440	1:39.575

Cars 5 & 11 not classified - not running at time of red flag
Weather / Track : Sunny / Dry

MST Sports Timing

www.mstworld.com

Snetterton
Circuit Length = 1.9520 miles.
Start: 15:50 End: 16:00

Issued - 16:09 Sunday, 12 May 2002

DUNLOP NATIONAL SUPERSPORTS CHAMPIONSHIP - 2

PROVISIONAL RESULT - RACE 10

POS	NO	CL	DRIVER	NAT	CAR	TIME	LAPS	GAP	MPH	BEST
1	14	SP1	David PEGLEY		Nemesis RME99 / Vauxhall	18:46.888	16		99.77	1:08.990
2	11	SP1	Lance ROBINSON		Zeus Challenger / Vauxhall	18:56.623	16	9.735	98.92	1:09.448
3	54	SP3	Robert OLDERSHAW JNR		Radical Prosport / Suzuki	19:11.189	16	24.301	97.66	1:10.373
4	2	SP1	Paul GIBSON		Nemesis RME00 / Harrison Vauxhall	19:11.460	16	24.572	97.64	1:10.547
5	57	SP3	Bob BROOKS		Radical Prosport / Suzuki	19:25.719	16	38.831	96.45	1:10.788
6	35	SP2	Nick BARNETT		Lola T86-90 / Ford Williams	19:42.506	16	55.618	95.08	1:11.758
7	87	SP3	Roger MAYERS		Radical Prosport / Suzuki	19:49.339	16	1:02.451	94.53	1:11.388
8	40	SP2	M.ST CLAIR-JOHNSON		Phantom P96 / Vauxhall	19:57.256	16	1:10.368	93.91	1:12.924
9	10	SP1	Simeon MAURER		Nemesis RME99 / Vauxhall	19:23.158	15	1 LAP	90.62	1:10.957
10	37	SP2	Mike FRY		Brytec Bullet / Yamaha R1	19:36.030	15	1 LAP	89.63	1:15.415
11	17	SP1	Neil RIDDIFORD		Chiron Supersports / Swindon Va	19:46.688	12	4 LAPS	71.06	1:09.085

NOT CLASSIFIED

61	SP2	Richard ATKINSON		Nemesis RME 97-98 / Vauxhall	7:00.348	2	D.N.F.	33.43	1:24.987
----	-----	------------------	--	------------------------------	----------	---	--------	-------	----------

FASTEST LAP

14	SP1	David PEGLEY		Nemesis RME99 / Vauxhall	1:08.990	13	101.85mph	163.92kph
54	SP3	Robert OLDERSHAW JNR		Radical Prosport / Suzuki	1:10.373	15	99.85mph	160.70kph
35	SP2	Nick BARNETT		Lola T86-90 / Ford Williams	1:11.758	4	97.92mph	157.60kph

Weather / Track : Bright / Dry

MST Sports Timing

Snetterton
Circuit Length = 1.9520 miles.
Start: 16:14 End: 16:33

Clerk of Course		Timekeeper:
-----------------	--	-------------

DUNLOP NATIONAL SUPERSPORTS CHAMPIONSHIP - 2

LAP CHART - RACE 10

Lap 1			Lap 2			Lap 3			Lap 4			Lap 5		
No	Behind	Laptime	No	Behind	Laptime	No	Behind	Laptime	No	Behind	Laptime	No	Behind	Laptime
87		1:17.830	14		1:10.867	14		1:10.204	14		1:09.642	14		1:09.646
57	1.160	1:18.990	57	1.035	1:12.601	11	5.690	1:12.563	11	6.818	1:10.770	11	7.381	1:10.209
14	1.859	1:19.689	87	1.617	1:14.343	87	5.977	1:14.564	2	7.757	1:11.267	2	8.658	1:10.547
17	2.010	1:19.840	17	2.191	1:12.907	2	6.132	1:12.627	54	8.995	1:11.788	54	10.172	1:10.823
11	2.583	1:20.413	54	2.953	1:12.363	54	6.849	1:14.100	35	10.179	1:11.758	35	12.495	1:11.962
54	3.316	1:21.146	11	3.331	1:13.474	35	8.063	1:12.726	87	10.911	1:14.576	10	14.414	1:11.822
2	3.813	1:21.643	2	3.709	1:12.622	10	9.794	1:12.539	10	12.238	1:12.086	87	14.843	1:13.578
35	5.233	1:23.063	35	5.541	1:13.034	57	12.794	1:21.963	57	17.031	1:13.879	57	19.037	1:11.652
10	7.194	1:25.024	10	7.459	1:12.991	40	16.647	1:16.326	40	22.563	1:15.558	40	27.110	1:14.193
40	8.118	1:25.948	40	10.525	1:15.133	17	23.386	1:31.399	17	28.114	1:14.370	37	38.347	1:16.536
37	10.598	1:28.428	37	17.677	1:19.805	37	24.291	1:16.818	37	31.457	1:16.808	61	3 LAPS	1:24.987
									61	3 LAPS	5:35.361P			

DUNLOP NATIONAL SUPERSPORTS CHAMPIONSHIP - 2

LAP CHART - RACE 10

(contd.)

Lap 6			Lap 7			Lap 8			Lap 9			Lap 10		
No	Behind	Laptime	No	Behind	Laptime	No	Behind	Laptime	No	Behind	Laptime	No	Behind	Laptime
14		1:09.184	14		1:10.180	14		1:09.419	14		1:10.359	14		1:10.167
11	8.063	1:09.866	11	7.916	1:10.033	11	8.349	1:09.852	11	7.636	1:09.646	37	1 LAP	1:30.849
2	10.368	1:10.894	2	11.690	1:11.502	2	13.675	1:11.404	2	14.193	1:10.877	11	7.021	1:09.552
54	11.923	1:10.935	54	12.649	1:10.906	54	14.482	1:11.252	54	14.679	1:10.556	2	14.989	1:10.963
35	15.420	1:12.109	35	17.453	1:12.213	35	19.959	1:11.925	35	21.952	1:12.352	54	15.510	1:10.998
10	16.924	1:11.694	10	18.079	1:11.335	10	21.257	1:12.597	57	24.632	1:11.752	10	1 LAP	2:18.815P
87	17.237	1:11.578	87	18.445	1:11.388	87	21.441	1:12.415	17	1 LAP	1:11.250	35	23.999	1:12.214
57	21.120	1:11.267	57	21.870	1:10.930	57	23.239	1:10.788	87	39.303	1:28.221	57	25.658	1:11.193
17	1 LAP	2:19.041P	40	34.727	1:13.563	17	1 LAP	1:09.085	40	42.446	1:13.941	17	1 LAP	1:09.190
40	31.344	1:13.418	17	1 LAP	1:16.640	40	38.864	1:13.556				87	41.833	1:12.697
37	44.956	1:15.793	37	50.363	1:15.587	37	56.359	1:15.415				40	46.015	1:13.736

DUNLOP NATIONAL SUPERSPORTS CHAMPIONSHIP - 2

LAP CHART - RACE 10

(contd.)

Lap 11			Lap 12			Lap 13			Lap 14			Lap 15		
No	Behind	Laptime	No	Behind	Laptime	No	Behind	Laptime	No	Behind	Laptime	No	Behind	Laptime
14		1:09.757	14		1:09.780	14		1:08.990	14		1:09.345	14		1:09.345
11	6.712	1:09.448	11	6.556	1:09.624	11	7.098	1:09.532	11	7.435	1:09.682	11	7.828	1:09.738
37	1 LAP	1:16.652	2	17.962	1:11.447	2	20.191	1:11.219	54	22.408	1:11.392	54	23.436	1:10.373
2	16.295	1:11.063	54	18.333	1:11.271	54	20.361	1:11.018	2	22.753	1:11.907	2	24.214	1:10.806
54	16.842	1:11.089	37	1 LAP	1:17.600	37	1 LAP	1:16.951	10	1 LAP	1:12.504	10	1 LAP	1:10.957
10	1 LAP	1:12.808	10	1 LAP	1:14.088	10	1 LAP	1:11.921	57	34.520	1:11.818	57	36.898	1:11.723
57	27.542	1:11.641	57	29.354	1:11.592	57	32.047	1:11.683	37	1 LAP	1:17.068	37	1 LAP	1:15.982
35	28.537	1:14.295	35	35.307	1:16.550	35	40.952	1:14.635	17	4 LAPS	4:47.956P	35	50.776	1:13.594
87	44.451	1:12.375	87	47.401	1:12.730	87	51.790	1:13.379	35	46.527	1:14.920	17	4 LAPS	1:22.521
40	50.326	1:14.068	40	53.470	1:12.924	40	58.308	1:13.828	87	55.992	1:13.547	87	59.379	1:12.732
									40	1:03.038	1:14.075	40	1:07.066	1:13.373

DUNLOP NATIONAL SUPERSPORTS CHAMPIONSHIP - 2

LAP CHART - RACE 10

(contd.)

Lap 16			Lap 17			Lap 18			Lap 19			Lap 20		
No	Behind	Laptime	No	Behind	Laptime	No	Behind	Laptime	No	Behind	Laptime	No	Behind	Laptime
14		1:10.314												
11	9.735	1:12.221												
54	24.301	1:11.179												
2	24.572	1:10.672												
10	1 LAP	1:11.977												
57	38.831	1:12.247												
37	1 LAP	1:15.738												
35	55.618	1:15.156												
17	4 LAPS	1:12.489												
87	1:02.451	1:13.386												
40	1:10.368	1:13.616												